



LEGISLATIVE ASSEMBLY OF THE NORTHERN TERRITORY

No. 75

WRITTEN QUESTION

Ms Uibo to the Minister for Health, Hon Steven Edgington MLA:

Department of Health Administration

STAFFING

1. (a) Please advise the number of staff employed in the following categories as of 31 March 2025:

Category	FTE	Head Count (Actual)*	NT-based	Located outside NT
1. Ongoing Full Time	4419.29	4566	4566	0
2. Ongoing Part Time	665.43	965	965	0
3. Fixed Term Full Time	1679.64	1720	1720	0
4. Fixed Term Part Time	320.26	519	518	1
5. Casual Contract	364.54	645	645	0
6. Executive Contract	35.66	36	36	0

- (b) Please provide, for each of the six categories above: the relevant position classifications and the number of staff employed against each classification.

Category	Classification	FTE	Head Count (Paid)	NT-based	Located outside NT
1. Ongoing Full Time	Aboriginal Health Cadetship Program	0.00	0	0	0
	Aboriginal Health Practitioners Class 1	0.85	1	1	0
	Aboriginal Health Practitioners Class 2	13.91	15	15	0
	Aboriginal Health Practitioners Class 3	17.00	18	18	0

Category	Classification	FTE	Head Count (Paid)	NT-based	Located outside NT
	Aboriginal Health Practitioners Class 4	8.60	9	9	0
	Aboriginal Health Practitioners Class 5	1.00	1	1	0
	Aboriginal Health Practitioners Class 6	1.00	1	1	0
	Administrative Officer 2	37.76	43	43	0
	Administrative Officer 3	267.23	276	276	0
	Administrative Officer 4	303.81	313	313	0
	Administrative Officer 4 96%	1.00	1	1	0
	Administrative Officer 5	114.13	116	116	0
	Administrative Officer 6	164.63	167	167	0
	Administrative Officer 7	101.81	105	105	0
	AHP Class 3 (Transition)	2.00	2	2	0
	AHP Class 4 (Transition)	3.00	3	3	0
	AHP Class 5 (Transition)	1.00	1	1	0
	Clinical Manager	1.00	1	1	0
	Dentist	1.00	1	1	0
	Dentist Manager	2.00	2	2	0
	Executive Officer 2	1.00	1	1	0
	Executive Officer 3	5.00	5	5	0
	Nurse Level 1	47.44	49	49	0
	Nurse Level 2	761.42	793	793	0
	Nurse Level 2 RDO 75%	1.00	1	1	0
	Nurse Level 3	92.54	96	96	0
	Nurse Level 3 RDO	127.69	130	130	0
	Nurse Level 4	106.17	110	110	0
	Nurse Level 4 RDO	174.88	184	184	0
	Nurse Level 5	88.66	92	92	0
	Nurse Level 5 RDO	159.05	163	163	0
	Nurse Level 6	68.43	71	71	0
	Nurse Level 6 RDO	77.18	79	79	0
	Nurse Level 7	18.50	19	19	0
	Nurse Level 7 RDO	21.00	21	21	0
	Nurse Level 8	6.00	6	6	0

Category	Classification	FTE	Head Count (Paid)	NT-based	Located outside NT
	Nurse Level 8 RDO	4.00	4	4	0
	Physical 2	9.74	11	11	0
	Physical 2 - RDO	339.71	350	350	0
	Physical 3	94.16	96	96	0
	Physical 3 - RDO	202.40	209	209	0
	Physical 4	5.50	6	6	0
	Physical 4 - RDO	31.80	32	32	0
	Physical 5	26.86	28	28	0
	Physical 5 - RDO	17.00	17	17	0
	Physical 6 - RDO	1.00	1	1	0
	Physical 7	1.00	1	1	0
	Physical 7 - RDO	5.00	5	5	0
	Principal Dental Advisor	1.00	1	1	0
	Professional 1	48.10	49	49	0
	Professional 2	183.90	192	192	0
	Professional 2 Dental Therapist	1.00	1	1	0
	Professional 3	177.30	186	186	0
	Remote Dentist Manager	1.00	1	1	0
	Resident Medical Officer Mo2-Mo3	1.00	1	1	0
	Rural Medical Practitioner RI3.3-RI3.5	1.00	1	1	0
	Senior Administrative Officer 1	85.48	86	86	0
	Senior Administrative Officer 2	34.10	35	35	0
	Senior Administrative Officer 2X	1.00	1	1	0
	Senior Dentist	1.00	1	1	0
	Senior Dentist Manager	1.00	1	1	0
	Senior Professional Officer 1	81.20	84	84	0
	Senior Professional Officer 2	36.50	38	38	0
	Senior Specialist Clinician	5.00	5	5	0
	Senior Specialist Public Health	2.00	2	2	0
	Senior Staff Specialist-Medical Director	1.00	1	1	0

Category	Classification	FTE	Head Count (Paid)	NT-based	Located outside NT
	Specialist Clinician	2.00	2	2	0
	Technical 1	20.29	21	21	0
	Technical 1 - RDO	12.89	13	13	0
	Technical 2	96.52	98	98	0
	Technical 2 - RDO	21.38	22	22	0
	Technical 3	40.44	41	41	0
	Technical 3 - RDO	3.00	3	3	0
	Technical 4	14.33	15	15	0
	Technical 4 - RDO	2.00	2	2	0
	Technical 5	6.00	6	6	0
	Technical 6	1.00	1	1	0
Total		4419.29	4566	4566	0

Category	Classification	FTE	Head Count (Paid)	NT-based	Located outside NT
2. Ongoing Part Time	Aboriginal Health Practitioners Class 2	0.53	1	1	0
	Aboriginal Health Practitioners Class 3	0.60	1	1	0
	Aboriginal Health Practitioners Class 7	0.90	1	1	0
	Administrative Officer 2	2.99	6	6	0
	Administrative Officer 3	14.59	28	28	0
	Administrative Officer 4	11.61	17	17	0
	Administrative Officer 5	3.64	5	5	0
	Administrative Officer 6	9.26	14	14	0
	Administrative Officer 7	5.26	9	9	0
	AHP Class 3 (Transition)	0.39	1	1	0
	Clinical Manager	0.80	1	1	0
	Community Medical Officer	0.84	2	2	0
	Dentist	0.61	2	2	0
	Nurse Level 1	24.20	33	33	0
	Nurse Level 2	316.52	457	457	0
	Nurse Level 3	18.57	26	26	0
	Nurse Level 3 RDO	26.59	36	36	0

Category	Classification	FTE	Head Count (Paid)	NT-based	Located outside NT
	Nurse Level 4	30.15	40	40	0
	Nurse Level 4 RDO	19.17	27	27	0
	Nurse Level 5	17.78	24	24	0
	Nurse Level 5 RDO	9.10	14	14	0
	Nurse Level 6	7.76	9	9	0
	Nurse Level 6 RDO	5.39	6	6	0
	Nurse Level 7	0.74	1	1	0
	Nurse Level 8	0.53	1	1	0
	Physical 2	6.79	14	14	0
	Physical 2 - RDO	2.55	5	5	0
	Physical 3	3.10	4	4	0
	Physical 3 - RDO	10.15	15	15	0
	Professional 1	0.80	1	1	0
	Professional 2	25.92	39	39	0
	Professional 3	47.78	67	67	0
	Senior Administrative Officer 1	6.36	9	9	0
	Senior Administrative Officer 2	1.45	2	2	0
	Senior Dentist	0.63	1	1	0
	Senior Professional Officer 1	10.50	15	15	0
	Senior Professional Officer 2	1.07	2	2	0
	Senior Specialist Public Health	0.80	1	1	0
	Specialist Public Health Medicine	0.70	1	1	0
	Technical 1	1.57	3	3	0
	Technical 1 - RDO	0.00	0	0	0
	Technical 2	13.53	19	19	0
	Technical 2 - RDO	1.23	2	2	0
	Technical 3	0.80	1	1	0
	Technical 4	0.38	1	1	0
	Technical 6	0.80	1	1	0
Total		665.43	965	965	0

Category	Classification	FTE	Head Count (Paid)	NT-based	Located outside NT
3. Fixed Term Full Time	Aboriginal Health Cadetship Program	0.00	0	0	0
	Aboriginal Health Practitioners Class 2	2.00	2	2	0
	Aboriginal Health Practitioners Class 3	1.20	2	2	0
	Aboriginal Health Practitioners Class 4	0.96	1	1	0
	Aboriginal Health Practitioners Class 5	0.88	1	1	0
	Aboriginal Health Practitioners Class 6	1.00	1	1	0
	Administrative Officer 2	17.52	19	19	0
	Administrative Officer 3	84.91	88	88	0
	Administrative Officer 4	44.37	48	48	0
	Administrative Officer 5	12.10	13	13	0
	Administrative Officer 6	16.60	17	17	0
	Administrative Officer 7	15.00	15	15	0
	Chief Rural Medical Practitioner RI5	1.00	1	1	0
	Clinical Manager	1.00	1	1	0
	Community Medical Officer	0.80	1	1	0
	Dentist	1.00	1	1	0
	Executive Officer 3	1.00	1	1	0
	Fellow FeI1	17.50	18	18	0
	Graduate Trainees	1.00	1	1	0
	Hospital Medical Officer Hmo1-Hmo7	6.00	6	6	0
	Intern - MO1	49.66	50	50	0
	NTPS Adult Traineeship AQF3 Level A	3.47	4	4	0
	NTPS Adult Traineeship AQF3 Level B	1.00	1	1	0
	NTPS Adult Traineeship AQF4 Level A	1.00	1	1	0
	NTPS Traineeship AQF3 Level B	1.00	1	1	0
	Nurse Level 1	22.57	24	24	0
	Nurse Level 2	254.22	260	260	0
	Nurse Level 3	15.96	16	16	0

Category	Classification	FTE	Head Count (Paid)	NT-based	Located outside NT
	Nurse Level 3 RDO	7.00	7	7	0
	Nurse Level 4	24.70	25	25	0
	Nurse Level 4 RDO	27.69	29	29	0
	Nurse Level 5	11.56	12	12	0
	Nurse Level 5 RDO	16.00	16	16	0
	Nurse Level 6	3.00	3	3	0
	Nurse Level 6 RDO	2.00	2	2	0
	Nurse Level 7	4.00	4	4	0
	Nurse Level 8	1.00	1	1	0
	Physical 2	11.33	12	12	0
	Physical 2 - RDO	31.66	33	33	0
	Physical 3	39.28	41	41	0
	Physical 3 - RDO	17.90	18	18	0
	Physical 4	3.00	3	3	0
	Physical 4 - RDO	0.90	1	1	0
	Physical 5	1.00	1	1	0
	Physical 5 - RDO	1.00	1	1	0
	Physical 6	2.00	2	2	0
	Professional 1	47.65	49	49	0
	Professional 2	61.10	62	62	0
	Professional 3	31.50	32	32	0
	Registrar Reg1-Reg6	198.22	200	200	0
	Resident Medical Officer Mo2-Mo3	156.56	158	158	0
	Rural Generalist Rg1-Rg4	9.00	9	9	0
	Rural Generalist Trainee Rgt1-Srgt2	24.96	25	25	0
	Rural Medical Administrator RI4.2-RI4.4	5.00	5	5	0
	Rural Medical Practitioner RI3.3-RI3.5	4.00	4	4	0
	Rural Registrar RI1.1-RI1.3	1.00	1	1	0
	School Based Trainee	0.00	0	0	0
	Senior Administrative Officer 1	4.70	5	5	0

Category	Classification	FTE	Head Count (Paid)	NT-based	Located outside NT
	Senior Administrative Officer 2	6.00	6	6	0
	Senior Dentist	3.00	3	3	0
	Senior Hospital Medical Officer Shmo1-2	12.00	12	12	0
	Senior Professional Officer 1	5.00	5	5	0
	Senior Professional Officer 2	4.00	4	4	0
	Senior Registrar Sreg1-Sreg2	62.90	64	64	0
	Senior Resident Medical Officer Mo4-Mo5	38.38	39	39	0
	Senior Rural Generalist Srg1-Srg3	16.40	17	17	0
	Senior Rural Generalist Trainee Sreg1-2	5.00	5	5	0
	Senior Specialist Clinician	94.48	96	96	0
	Senior Specialist Public Health	1.00	1	1	0
	Snr Rural Medical Practitioner RI4.1-4.4	8.00	8	8	0
	Specialist Clinician	52.80	54	54	0
	Specialist Public Health Medicine	4.81	5	5	0
	Technical 1	15.24	16	16	0
	Technical 1 - RDO	0.80	1	1	0
	Technical 1 Dental Assistant	1.00	1	1	0
	Technical 2	17.40	20	20	0
	Technical 2 - RDO	3.00	3	3	0
	Technical 3	3.00	3	3	0
	Technical 4	1.00	1	1	0
	Trainee Technical Officers	1.00	1	1	0
Total		1679.64	1720	1720	0

Category	Classification	FTE	Head Count (Paid)	NT-based	Located outside NT
4. Fixed Term Part Time	Aboriginal Health Practitioners Class 3	0.77	1	1	0
	Administrative Officer 2	4.90	8	8	0

Category	Classification	FTE	Head Count (Paid)	NT-based	Located outside NT
	Administrative Officer 3	9.12	18	18	0
	Administrative Officer 4	2.00	3	3	0
	Administrative Officer 4 96%	0.82	1	1	0
	Administrative Officer 5	0.40	1	1	0
	Administrative Officer 6	1.68	2	2	0
	Administrative Officer 7	0.80	1	1	0
	Fellow Fel1	2.65	4	4	0
	Nurse Level 1	1.68	2	2	0
	Nurse Level 2	49.59	66	66	0
	Nurse Level 3	1.61	2	2	0
	Nurse Level 3 RDO	0.84	1	1	0
	Nurse Level 4	7.05	11	11	0
	Nurse Level 4 RDO	3.96	5	5	0
	Nurse Level 5	3.65	5	5	0
	Nurse Level 5 RDO	0.84	1	1	0
	Nurse Level 6	1.37	2	2	0
	Nurse Level 6 RDO	0.84	1	1	0
	Physical 2	1.42	4	4	0
	Physical 2 - RDO	0.53	1	1	0
	Physical 3	1.47	3	3	0
	Professional 1	1.42	3	3	0
	Professional 2	5.25	9	9	0
	Professional 3	8.82	13	13	0
	Reg Undergrad Student Of Nursing 1-2	2.29	7	7	0
	Registrar Reg1-Reg6	11.71	17	17	0
	Rural Generalist Rg1-Rg4	11.53	21	21	0
	Rural Generalist Trainee Rgt1-Srgt2	10.78	22	22	0
	Rural Medical Administrator RI4.2-RI4.4	0.97	1	1	0
	Rural Medical Practitioner RI3.3-RI3.5	2.03	6	6	0
	Rural Registrar RI1.1-RI1.3	0.00	0	0	0
	School Based Trainee	3.30	6	6	0
	Senior Administrative Officer 1	0.85	1	1	0

Category	Classification	FTE	Head Count (Paid)	NT-based	Located outside NT
	Senior Hospital Medical Officer Shmo1-2	0.90	2	2	0
	Senior Professional Officer 1	2.60	5	5	0
	Senior Registrar Sreg1-Sreg2	8.72	14	14	0
	Senior Resident Medical Officer Mo4-Mo5	1.65	2	2	0
	Senior Rural Generalist Srg1-Srg3	15.69	30	30	0
	Senior Rural Generalist Trainee Sreg1-2	3.10	5	5	0
	Senior Rural Registrar RI2.1-RI2.2	0.53	1	1	0
	Senior Specialist Clinician	50.38	82	81	1
	Snr Rural Medical Practitioner RI4.1-4.4	9.89	20	20	0
	Specialist Clinician	60.62	95	95	0
	Specialist Public Health Medicine	0.80	1	1	0
	Technical 1	0.91	2	2	0
	Technical 1 - RDO	0.63	1	1	0
	Technical 1 Dental Assistant	0.83	1	1	0
	Technical 2	6.07	9	9	0
	Technical 3	0.00	0	0	0
Total		320.26	519	518	1

Category	Classification	FTE	Head Count (Paid)	NT-based	Located outside NT
5. Casual	Aboriginal Health Practitioners Class 1	0.00	0	0	0
	Administrative Officer 2	8.70	16	16	0
	Administrative Officer 3	15.99	29	29	0
	Administrative Officer 4	0.65	3	3	0
	Administrative Officer 5	0.32	1	1	0
	Administrative Officer 6	0.00	0	0	0
	Administrative Officer 7	0.00	0	0	0
	Community Medical Officer	0.00	0	0	0
	Dentist Manager	0.00	0	0	0

Category	Classification	FTE	Head Count (Paid)	NT-based	Located outside NT
	Hospital Medical Officer Hmo1-Hmo7	0.15	1	1	0
	Nurse Level 1	6.10	10	10	0
	Nurse Level 2	120.32	207	207	0
	Nurse Level 3	7.19	18	18	0
	Nurse Level 3 RDO	0.00	0	0	0
	Nurse Level 4	17.55	27	27	0
	Nurse Level 4 RDO	0.37	2	2	0
	Nurse Level 5	0.55	1	1	0
	Nurse Level 5 RDO	0.38	1	1	0
	Nurse Level 6	0.53	1	1	0
	Physical 2	49.34	84	84	0
	Physical 2 - RDO	3.00	4	4	0
	Physical 3	70.52	124	124	0
	Physical 3 - RDO	0.66	2	2	0
	Physical 4	2.39	3	3	0
	Professional 1	0.64	3	3	0
	Professional 2	15.31	23	23	0
	Professional 3	5.19	11	11	0
	Reg Undergrad Student Of Midwifery 1-2	3.09	8	8	0
	Reg Undergrad Student Of Nursing 1-2	18.95	33	33	0
	Registrar Reg1-Reg6	0.38	1	1	0
	Rural Generalist Rg1-Rg4	0.12	1	1	0
	Rural Generalist Trainee Rgt1-Srgt2	0.00	0	0	0
	Rural Medical Practitioner RI3.3-RI3.5	0.00	0	0	0
	Senior Dentist	0.23	1	1	0
	Senior Hospital Medical Officer Shmo1-2	0.51	1	1	0
	Senior Professional Officer 1	0.37	1	1	0
	Senior Registrar Sreg1-Sreg2	0.80	2	2	0
	Senior Resident Medical Officer Mo4-Mo5	0.00	0	0	0
	Senior Rural Generalist Srg1-Srg3	0.28	1	1	0

Category	Classification	FTE	Head Count (Paid)	NT-based	Located outside NT
	Senior Specialist Clinician	0.56	2	2	0
	Snr Rural Medical Practitioner RI4.1-4.4	0.91	1	1	0
	Specialist Clinician	0.66	2	2	0
	Technical 1	5.17	9	9	0
	Technical 2	6.00	10	10	0
	Technical 3	0.66	1	1	0
Total		364.54	645	645	0

Category	Classification	FTE	Head Count (Paid)	NT-based	Located outside NT
6. Executive Contract	Executive Contract Officer 1	11.00	11	11	0
	Executive Contract Officer 2	15.66	16	16	0
	Executive Contract Officer 3	4.00	4	4	0
	Executive Contract Officer 4	3.00	3	3	0
	Executive Contract Officer 5	1.00	1	1	0
	Executive Contract Officer 6	1.00	1	1	0
Total		35.66	36	36	0

(c) Where there is a difference between FTE and Headcount (Actual), please provide an explanation for the difference, including any reasons for the use of part-time and casual positions within the overall workforce profile.

'Full Time Equivalent (FTE) = the proportion of an employee's salary payment to that of an equivalent full-time employee in any given fortnight.

Paid Headcount = Headcount is the count of physical people, so a part-time person would count as one.

The NT Government provides opportunities for employees to balance the demands of work with the needs of family and general health and wellbeing. Flexible work practices are used in the NT Public Service to attract and retain employees. Flexible work arrangements can include flexibility in relation to an employee's hours of work, or mode of employment such as part-time, and leave.'

2. Please advise the number of staff held against the following categories as of 31 March 2025:

Category	Number
Resigned	629
Made Redundant	0

Terminated	18
Unattached	152
Classified Redeployee	0
Supernumerary	1,665

3. Please advise the number of staff identifying as Aboriginal and Torres Strait Islander as of 31 March 2025.

A whole-of-government response to Question 3 will be provided by the Office of the Commissioner for Public Employment.

4. (a) Please advise the number of Frontline staff as FTE as of 31 March 2025 and as a percentage of the Agency's total employment.

Category	Number	%age of Total Staff
Frontline	8,211	97.2%

(b) Please advise how the Agency determines which staff fall under the category of Frontline.

The agency defines Frontline staff as all staff directly providing patient care/services (DRCT) and those providing essential functions supporting the operations of the operational health services (INDR).

5. Please advise how many staff have been engaged through labour hire, employment agency arrangements and/or consultancy contracts, for what purpose, for what duration and at what cost as of 31 March 2025. Please use the table format presented below for your response.

A response has not been provided regarding the duration of labour hire, employment agency arrangements and/or consultancy contract, as the task is too administratively onerous and to do so would result in undue diversion of resources from service delivery.

NT Health engages agency Medical, Nursing and Professional clinical staff for the purpose of ensuring critical health service provision where there are positions vacant or to manage peak activity.

Below is a YTD Agency FTE conversion table from 1 July 2024 to 31 March 2025 with costs per the ledger for the same period. Other costs include meal allowance, car hire and visiting allowances.

Stream	FTE	Salaries/Wages	Other	Total
Nursing	267	\$59,457,000	\$1,585,000	\$61,042,000
Medical Locum	82	\$42,426,000	\$7,222,000	\$49,648,000
Medical VMO	11	\$5,516,000	\$1,272,000	\$6,788,000
Other	29	\$4,505,000	\$201,000	\$4,706,000
Total	389	\$111,904,000	\$10,280,000	\$122,184,000

6. Please advise how many locums have been employed, for what purpose, duration, and at what cost as of 31 March 2025. Please use the table format presented below for your response.

A response has not been provided regarding the duration of locum employment, as the task is too administratively onerous and to do so would result in undue diversion of resources from service delivery.

NT Health employs Medical Locums for the purpose of providing critical medical services across the Territory.

Stream	FTE	Salaries/Wages	Other	Total
Medical Locum	82	\$42,426,000	\$7,222,000	\$49,648,000

7. (a) How many positions were advertised during the period 24 August 2024 to 31 March 2025?

	24 August 2024 to 31 March 2025
Positions advertised	1275

- (b) Of the total number advertised in 7(a), how many positions had Special Measures applied?

	24 August 2024 to 31 March 2025
Positions advertised with Special Measures applied	1272

- (c) Please break down the levels of positions that had Special Measures applied.

Classification Level	Total Positions Advertised
Aboriginal Health Practitioners Class 2	3
Aboriginal Health Practitioners Class 3	8
Aboriginal Health Practitioners Class 4	6
Aboriginal Health Practitioners Class 5	2
Aboriginal Health Practitioners Class 6	1
Administrative Officer 2	3
Administrative Officer 3	76
Administrative Officer 3, Administrative Officer 4	1
Administrative Officer 4	84
Administrative Officer 5	29
Administrative Officer 5, Nurse Level 3	1
Administrative Officer 6	45
Administrative Officer 6, Professional 2	1

Classification Level	Total Positions Advertised
Administrative Officer 7	43
Administrative Officer 7, Professional 3	3
Administrative Officer 7, Professional 3, Nurse Level 4	1
Ahp Class 4 (Transition)	1
Community Medical Officer CMO	5
Dentist, Senior Dentist	4
Executive Contract Officer 1	1
Executive Contract Officer 1, Senior Administrative Officer 2	1
Executive Contract Officer 2	8
Executive Contract Officer 2, Executive Contract Officer 3	1
Executive Contract Officer 3	1
Executive Contract Officer 3, Senior Staff Specialist Clinician SMO2.1 - SMO2.3	1
Executive Contract Officer 4	2
Fellow FEL1	4
Hospital Medical Officer HMO1 - HMO7, Registrar REG1 - REG6	1
Nurse Level 1	6
Nurse Level 1, Nurse Level 2	3
Nurse Level 2	16
Nurse Level 3	28
Nurse Level 3 RDO	31
Nurse Level 3, Nurse Level 3 RDO	1
Nurse Level 3, Nurse Level 4	11
Nurse Level 4	66
Nurse Level 4 RDO	97
Nurse Level 4, Nurse Level 4 RDO	1
Nurse Level 5	39
Nurse Level 5 RDO	52
Nurse Level 5 RDO, Nurse Level 6 RDO	2
Nurse Level 5, Nurse Level 6	8
Nurse Level 6	28
Nurse Level 6 RDO	13
Nurse Level 7	6
Nurse Level 7 RDO	4

Classification Level	Total Positions Advertised
Nurse Level 8	3
Physical 2	4
Physical 2 - RDO	13
Physical 3	10
Physical 3 - RDO	17
Physical 4	2
Physical 5	1
Physical 5 - RDO	1
Physical 6 - RDO	1
Professional 1	7
Professional 1, Professional 2	31
Professional 2	80
Professional 2, Nurse Level 4	1
Professional 2, Professional 3	4
Professional 3	105
Professional 3, Nurse Level 4	2
Professional 3, Nurse Level 4 RDO	6
Professional 3, Nurse Level 4, Aboriginal Health Practitioners Class 4	1
Professional 3, Nurse Level 5	3
Professional 3, Nurse Level 5 RDO	1
Registrar REG1 - REG6	19
Registrar REG1 - REG6, RURAL GENERALIST TRAINEE RGT1-SRGT2, SRGT	1
Registrar REG1 - REG6, Senior Registrar SREG1 - SREG2	9
Remote Dentist Manager	1
Rural Generalist RG1 - RG4	1
Rural Generalist RG1 - RG4, Rural Medical Practitioner RL3.1 - RL3.5, Senior Rural Generalist SRG1 - SRG3, Senior Rural Medical Practitioner RL4.1 - RL4.4	1
Rural Generalist RG1 - RG4, Senior Rural Generalist SRG1 - SRG3	3
Rural Generalist RG1 - RG4, Senior Rural Generalist SRG1 - SRG3, SRGT	1
RURAL GENERALIST TRAINEE RGT1-SRGT2	1
Rural Medical Practitioner RL3.1 - RL3.5, Senior Rural Medical Practitioner RL4.1 - RL4.4	1
RUSOM, RUSON	5

Classification Level	Total Positions Advertised
Senior Administrative Officer 1	23
Senior Administrative Officer 1, Senior Professional Officer 1	1
Senior Administrative Officer 1, Senior Professional Officer 1, Nurse Level 6 RDO	3
Senior Administrative Officer 2	8
Senior Dentist Manager	2
Senior Hospital Medical Officer SHMO1 - SHMO2	3
Senior Professional Officer 1	23
Senior Professional Officer 1, Nurse Level 6	5
Senior Professional Officer 1, Remote Service Manager	1
Senior Professional Officer 2	9
Senior Professional Officer 2, Nurse Level 7	1
Senior Professional Officer 2, Nurse Level 7 RDO	1
Senior Registrar SREG1 - SREG2	8
Senior Resident Medical Officer MO4 - MO5	1
Senior Rural Generalist SRG1 - SRG3	1
Senior Staff Specialist Clinician SMO2.1 - SMO2.3	8
Senior Staff Specialist Public Health - SMO2.1 - SMO2.3	1
Staff Specialist Clinician SMO1.1 - SMO1.6	16
Staff Specialist Clinician SMO1.1 - SMO1.6, Senior Staff Specialist Clinician SMO2.1 - SMO2.3	14
Staff Specialist Public Health Medicine SMO1.1 - SMO1.6	2
Staff Specialist Public Health Medicine SMO1.1 - SMO1.6, Senior Staff Specialist Public Health - SMO2.1 - SMO2.3	2
Technical 1	10
Technical 1 - RDO	1
Technical 1 - RDO, Technical 2 - RDO	1
Technical 1, Technical 2	2
Technical 2	24
Technical 2, Technical 1 - RDO	1
Technical 2, Technical 1 Dental Assistant	1
Technical 3	7

Classification Level	Total Positions Advertised
Technical 4	6
Technical 5	1
Total	1272

(d) How many positions that had Special Measures applied were not able to be filled against these requirements during this period and required contract or backfilling arrangements?

Most NT Government agencies have implemented special measures arrangements across the whole agency or for some roles. The process for positions that are advertised with special measures is to consider special measures applicants first; if no special measures applicants apply, or no special measures applicants are considered suitable, recruitment panels may assess all other applicants' suitability for the role.

OUTSOURCING

8. (a) For the period 24 August 2024 to 31 March 2025, detail any decision(s) to outsource, contract out or privatise functions that have traditionally been carried out by the Agency.

Nil decisions taken for the period 24 August 2024 to 31 March 2025.

(b) Is consideration being given to outsource, contract-out or privatise in financial year 2025/26? If so, provide details.

There are no considerations being given for the 2025-26 financial year.

LEGAL EXPENSES

9. What has been the expenditure on legal advice or related expenses for the period 24 August 2024 to 31 March 2025? Provide details on:

- a) The matter(s) (designate which are finalised and which are ongoing)**
- b) The amount paid by matter**
- c) The amount paid to each outside legal firm or barrister engaged**

The expenditure for legal advice or related expenses for the relevant period only includes legal services performed by private legal firms for the Department of Health, and expenses incurred for expert reports. This does not include any amounts paid for settlement of legal disputes or proceedings.

9(a) The table below details the location and type of the external legal adviser, the expenses incurred and whether the matter has been finalised or remains ongoing.

Category	Finalised	Ongoing	Other	Total
Intrastate Solicitor	661,844	285,127	-	946,971
Interstate Solicitor	14,380	72,170	-	86,550
Intrastate Barrister	37,375	17,324	-	54,699
Interstate Barrister	40,535	7,575	-	48,110
Other Related Expense	-	-	24,858	24,858
Total	\$759,203	\$394,791	\$24,858	\$1,178,852

9(b) The provision of details sought by this question would unreasonably breach the confidentiality applicable to the procurement of legal services. However, expenditure on legal advice and related expenses may be detailed in the categories of legal service providers of Intrastate/Interstate Solicitor fees; Intrastate/Interstate Barrister fees; and Related Expenses.

Intrastate Solicitor	Interstate Solicitor	Intrastate Barrister	Interstate Barrister	Related Expenses	Total
946,971	86,550	54,699	48,110	24,858	1,178,852

*Related Expenses includes fees paid for expert reports obtained for evidentiary purposes in legal proceedings.

9(c) The provision of details sought by this question would unreasonably breach the confidentiality applicable to the procurement of legal services.

PROCUREMENT / CONSULTANCIES

10 From 24 August 2024 to 31 March 2025, please detail expenditure on each report and consultancy (excluding annual reports) obtained from outside the NTPS. For each report/consultancy detail:

- a) Purpose
- b) Cost
- c) Person or entity engaged
- d) Whether the person or entity has their principal place of business in the Northern Territory or elsewhere (if elsewhere, please provide the address of the principal place of business of the person or entity)
- e) Whether a report has been tabled in the Legislative Assembly as a result of the report or consultancy
- f) Outcomes or key performance indicators for the report or consultancy
- g) Whether tenders or expressions of interest were invited prior to work on the report or consultancy being undertaken

Tender Number	Purpose (a)	Cost \$ (b)	Entity/person engaged (c)	Territory Enterprise (d)	Location (d)	Tabled (e)	Outcome (f)	Procurement (g)
24-0447	Darwin - Request for Services Under Panel Contract AGC21-0265 - Assessment of Economic and Social Impact of Safe Drinking Water Act	\$62,656.00	Marsden Jacob Associates Pty Ltd	No	Camberwell, VIC	No	An assessment of the economic and social impact of introducing a Safe Drinking Water Act and completion of Regulation Impact Statement (RIS) as required under the Northern Territory (NT) Government's Regulation Making Framework	Purchase off existing contract
24-0614	Provision of a Mental Health Research Coordinator for a Period of 12 Months	\$26,400.00	Bressington , Daniel Thomas	Yes	Stuart Park, NT	No	Engagement of an experienced researcher with a strong track record	Select invitation

Tender Number	Purpose (a)	Cost \$ (b)	Entity/person engaged (c)	Territory Enterprise (d)	Location (d)	Tabled (e)	Outcome (f)	Procurement (g)
							in leading projects using quantitative, qualitative, and mixed method approaches to evaluate service delivery and psychosocial interventions. Working with culturally and linguistically diverse populations and building local research capability through structured mentoring of junior staff and psychiatric registrars, leading to increased scholarly output and strengthened clinical research translation.	
24-0634	Darwin - Royal Darwin and Palmerston Regional Hospital - Review to Strengthen Subacute Services	\$83,000.00	C.K. Health and Aged Care Consulting Pty. Limited	No	Hornsby, NSW	No	Produce a recommendation report for shifting to contemporary home and community based multidisciplinary rehabilitation; Geriatric Evaluation & Management (GEM) and Acute Care of the Elderly models of care.	Select invitation
24-0845	Darwin - Provision of Data Analysis and Category Procurement Plan Development for NT Health Medical Consumables	\$68,556.66	August Consulting Pty Ltd	No	East Brisbane, QLD	No	Data analysis and category procurement plan development for NT Health medical consumables	Select invitation

Tender Number	Purpose (a)	Cost \$ (b)	Entity/person engaged (c)	Territory Enterprise (d)	Location (d)	Tabled (e)	Outcome (f)	Procurement (g)
24-0884	Darwin - Consultancy - Monitoring, Evaluation and Learning (MEL) Advisor for the PHOENIX Program	\$85,800.00	Passmore, Erin	No	Birmingham Gardens, NSW	No	Design a MEL system and plan for the PHOENIX program including advice and support to end of August 2027.	Select invitation
NS25-0034	All of NT - Consultancy - Revising population methods	\$50,100.00	Charles Darwin University	Yes	Casuarina, NT	No	Improved efficiency to produce modelled population estimates for NT Geographics.	Select invitation – Exemption – Charles Darwin University Partnership Agreement
NTG24-0027	All of NT - Consultancy Panel - for Remote Aboriginal Communities to Develop Place Based Community Alcohol Plans for a Period of 18 Months	\$918,000.09	Penangke Cultural Consultants Pty Ltd trading as Penangke Cultural Consultants	Yes	Alice Springs, NT	No	Develop Community Alcohol Plans (CAP) containing options to modify supply, demand and harm reduction mechanisms.	Public invitation
Total		\$1,294,512.75						

11 Please advise the number of contracts awarded to business entities with a principal place of business in the NT and outside the NT for the period 24 August 2024 to 31 March 2025 as follows:

Contractors Number in the NT	Contractors Number outside of the NT
16	40

12 For each of the contracts awarded to business entities with a principal place of business outside of the Northern Territory, please advise the selection criteria on the applicable contract or tender.

Contract	Business Entity	Address	Selection Criteria (%)
24-0447	MARSDEN JACOB ASSOCIATES PTY LTD	Camberwell, VIC	<i>Procurement under an existing Across Government Contract:</i> Price 30 Capacity/Timeliness 30 Scope Specific 40
24-0057	SPECIALISED WHEELCHAIR COMPANY	Chatswood, NSW	Price 30 Local Content 30 Scope Specific 40
24-0269	IVOCLAR VIVADENT PTY. LTD.	Noble Park North, VIC	Price 20 Local Content 30 Timeliness 30 Scope Specific 20
24-0340	RAPP AUSTRALIA PTY. LTD.	Lara, VIC	Price 30 Local Content 30 Timeliness 10 Capacity 10 Scope Specific 20
24-0500	PHILIPS HEALTHCARE	Cannon Hill, QLD	Price 20 Local Content 30 Timeliness 20 Scope Specific 30
24-0604	NATUS MEDICAL PTY LTD	Newington, NSW	Price 30 Local Content 30 Scope Specific 40
24-0634	C.K. HEALTH AND AGED CARE CONSULTING PTY. LIMITED	Hornsby, NSW	Price 10 Local Content 30 Timeliness 20 Capacity 10 Scope Specific 30
24-0669	HOLOGIC (AUSTRALIA & NEW ZEALAND) PTY LIMITED	Macquarie Park, NSW	Price 30 Local Content 30 Scope Specific 40

Contract	Business Entity	Address	Selection Criteria (%)
24-0845	AUGUST CONSULTING PTY LTD	East Brisbane, QLD	Price 10 Local Content 30 Scope Specific 60
24-0884	PASSMORE, ERIN	Birmingham Gardens, NSW	Price 30 Local Content 30 Timeliness 10 Scope Specific 30
24-0896	MEDICAL TECHNOLOGIES AUSTRALIA PTY. LTD.	Belrose, NSW	Price 30 Local Content 30 Scope Specific 40
D23-0010	PHILIPS ELECTRONICS AUSTRALIA LIMITED	North Ryde, NSW	Price 20 Local Content 30 Innovation 10 Scope Specific 40
NS23-0201	BIZ.COM PROPRIETARY LIMITED	Hallam, VIC	Price 10 Local Content 30 Scope Specific 60
NS24-0037	MEDAPPS PTY LTD	Sydney, NSW	Price 30 Local Content 30 Scope Specific 40
NS24-0070	CEPHEID AUSTRALIA	Lane Cove West, NSW	Price 20 Local Content 30 Scope Specific 50
NS24-0079	ROCHE DIAGNOSTICS AUSTRALIA PTY LIMITED	North Ryde, NSW	Price 20 Local Content 30 Scope Specific 50
NS24-0106	ROYAL AUSTRALASIAN COLLEGE OF SURGEONS	East Melbourne, VIC	Price 20 Local Content 30 Scope Specific 50
NS24-0108	STRYKER AUSTRALIA PTY LTD	Osborne Park, WA	Price 20 Local Content 30 Scope Specific 50
NS24-0123	GE HEALTHCARE AUSTRALIA PTY LIMITED	Mascot, NSW	Price 30 Local Content 30 Scope Specific 40
NS24-0125	ROCHE DIAGNOSTICS AUSTRALIA PTY LIMITED	North Ryde, NSW	Price 20 Local Content 30 Scope Specific 50
NS24-0136	RISK MANAGEMENT TECHNOLOGIES	West Perth, WA	Price 30 Local Content 30 Scope Specific 40
NS24-0143	HEALTHDIRECT AUSTRALIA LTD	Sydney, NSW	Price 20 Local Content 30 Scope Specific 50

Contract	Business Entity	Address	Selection Criteria (%)
NS24-0149	STRYKER AUSTRALIA PTY LTD	St Leonards, NSW	Price 30 Local Content 30 Scope Specific 40
NS24-0160	SOFTLOGIC AUSTRALIA PTY. LTD.	Mount Waverley, VIC	Price 30 Local Content 30 Scope Specific 40
NS24-0161A	CAMHEALTH PTY LTD	Campbelltown, NSW	Price 30 Local Content 30 Scope Specific 40
NS24-0165	ILLUMINA AUSTRALIA PTY LTD	Melbourne, VIC	Price 30 Local Content 30 Scope Specific 40
NS24-0190	FRAGOMEN (AUSTRALIA) PTY LIMITED	Sydney, NSW	Price 10 Local Content 30 Scope Specific 30 Past Performance 30
NS25-0006	AUSDIAGNOSTICS PTY LTD	Mascot, NSW	Price 5 Local Content 30 Scope Specific 60
NTG24-0014	OLYMPUS AUSTRALIA PTY LTD TRADING AS OLYMPUS AUSTRALIA	Mount Waverley, VIC	Price 15 Local Content 30 Timeliness 20 Innovation 5 Scope Specific 30
NTG24-0080	SIEMENS HEALTHCARE PTY LTD TRADING AS SIEMENS HEALTHINEERS	Wayville, SA	Past Performance 10 Price 10 Local Content 30 Innovation 20 Scope Specific 30
NTG24-0098	ABBOTT AUSTRALASIA PTY LTD trading as Abbott Diabetes Care	Doncaster, VIC	Past Performance 10 Price 15 Local Content 30 Innovation 5 Scope Specific 40
NTG24-0272	CCM Recruitment International Pty Ltd	Sydney, NSW	Past Performance 10 Price 20 Local Content 30 Timeliness 10 Capacity 10 Scope Specific 20
Q24-0086	HILL-ROM PTY LTD TRADING AS HILL ROM	Toongabbie, NSW	Price 20 Local Content 30 Timeliness 20 Scope Specific 30
Q24-0307	A-DEC TRADING COMPANY, INC TRADING AS A-DEC AUSTRALIA	Alexandria, NSW	Price 30 Local Content 30 Scope Specific 40

Contract	Business Entity	Address	Selection Criteria (%)
NTG24-0011	KCI MEDICAL AUSTRALIA PTY LTD	North Ryde, NSW	Past Performance 10 Price 10
	ECOLAB PTY LTD	North Ryde Bc, NSW	Local Content 30 Timeliness 10
	GAMA HEALTHCARE AUSTRALIA PTY LTD	Notting Hill, VIC	Capacity 20 Scope Specific 20
NTG24-0273	MATTHEW GREGORY AS THE TRUSTEE FOR MATTHEW GREGORY OPTICAL UNIT TRUST	Mount Gravatt East, QLD	Past Performance 10 Price 15 Local Content 30 Timeliness 10 Capacity 10 Innovation 5 Scope Specific 20
Q24-0315	EPE OCEANIA PTY LTD	Spring Hill, QLD	Price 10 Local Content 30
	K2-TECH SOLUTIONS PTY LTD	Croydon Hills, VIC	Timeliness 20 Scope Specific 40

13 For Tier 3, Tier 4 and Tier 5 procurement activities, how many public tenders were advertised during the period 24 August 2024 to 31 March 2025?

Tier	Number of Procurement Activities
Tier 3	1
Tier 4	4
Tier 5	2
Total	7

14 For Tier 3, Tier 4 and Tier 5 procurement activities, how many contracts or tenders were awarded without undertaking a public tender process during the period 24 August 2024 31 March 2025?

Tier	Number of Procurement Activities
Tier 3	12
Tier 4	3
Tier 5	2
Total	17

- 15 For each instance identified in the question above, where a public quotation process was not undertaken, including for those with a Certificate of Exemption:**
- a) What is the description of the goods and services contracted?**
 - b) What is the value of the goods and services contracted?**
 - c) What was the reason for not using the public tender process or for requiring a Certificate of Exemption?**
 - d) Who recommended the course of action in c) above?**
 - e) Who approved the course of action in c) above?**

Tender Number	Description of Goods and Services (a)	Awarded value (b)	Reason for Exemption (c)	Recommended by (d)*	Approved by (e)
D23-0010	All Centres - Supply Delivery and Installation of Patient Monitoring Technology to Northern Territory Hospitals for a Period of 60 Months	\$12,296,654.00	Limited suppliers due to technical requirements	Not provided, as naming employees is not appropriate.	Chief Executive Officer (CEO)
NS23-0201	Provision of Maintenance, Support and Development of the UPLIFT and TrackMi Systems for a Period of 28 Months - or until 30 June 2027	\$594,082.50	Direct Contracting - Sole supplier due to patent, copyright or other exclusive rights		CEO
NS24-0070	Provision of Consolidated Service Agreement for GeneXpert Analysers for a Period of 60 Months	\$182,205.10	Direct Contracting - Sole supplier due to patent, copyright or other exclusive rights		Chief Procurement Officer (CPO)
NS24-0079	Darwin - Provision of Territory Pathology Roche Analysers Consolidated Service Agreement for a Period of 60 Months	\$378,885.75	Direct Contracting - Sole supplier due to patent, copyright or other exclusive rights		CPO
NS24-0106	Provision of NT Audit of Surgical Mortality (NTASM) for a Period of 60 Months	\$783,467.75	Direct Contracting - Limited suppliers due to technical requirements		Deputy CE, Commissioning and System Improvement
NS24-0108	Supply Delivery Installation and Commissioning of Stryker Connected Operating Room Internet Protocol integration system for Royal Darwin Hospital Theatres 6 and 7	\$322,300.00	Direct Contracting - Sole supplier due to patent, copyright or other exclusive rights		CPO
NS24-0123	Alice Springs - Provision of Maintenance Service Agreement for GE Equipment at Alice Springs Hospital for a Period of 24 Months	\$120,834.16	Direct Contracting - Limited suppliers due to technical requirements		Regional Executive Director – Central Australia
NS24-0125	Darwin - Provision of Territory Pathology Roche Service Agreement for a Period of 60 Months	\$329,871.45	Direct Contracting - Sole supplier due to patent, copyright or other exclusive rights		CPO
NS24-0143	Provision of Healthdirect Health Information Advice Service for Remote and Very Remote Regions of the Northern Territory	\$179,140.00	Direct Contracting - Limited suppliers due to technical requirements		Executive Director Remote Health and Primary Care
NS24-0149	Provision of a Service and Maintenance Agreement for Stryker Medical Equipment at Royal Darwin Hospital for a Period of 12 Months	\$52,906.56	Direct Contracting - Limited suppliers due to technical requirements		CPO

NS24-0161A	Darwin - Supply, Delivery and Maintenance of an MRI Syringeless Injector and Associated Consumables for a Period of 120 Months	\$143,895.00	Direct Contracting - Sole supplier due to patent, copyright or other exclusive rights		General Manager, NT Wide Services,
NS24-0190	Skilled Refugee Labour Agreement Pilot with NT Health - Visa Application Services	\$118,574.26	Direct Contracting - Limited suppliers due to technical requirements		CEO
NS25-0006	Darwin - Supply and Delivery of Respiratory and Mosquito-Borne Testing Kits and Consumables and Preventative Maintenance Services for a Period of 36 Months	\$2,401,703.00	Direct Contracting - Limited suppliers due to technical requirements		Deputy CE, Commissioning and System Improvement
NTG24-0014	All of NT - Lease of Endoscopy Equipment Including Reporting Software, Repairs and Maintenance for a Period of 60 Months	\$13,212,340.00	Limited suppliers due to technical requirements		CEO
Q24-0086	Darwin - Supply, Delivery, Commissioning and Maintenance of Centrella 355 Comfort Smart Beds and AF600 Birthing Beds for a Period of 36 Months	\$217,974.00	Limited suppliers due to technical requirements		CPO
Q24-0307	Supply and Delivery of Three A-Dec Dental Chairs and Accessories	\$130,941.00	Limited suppliers due to technical requirements		CPO
Q24-0315	Darwin - Supply and Delivery of Complete 1920 and 1935 Western Shelters and Complete Base-X 305 Shelters	\$485,230.46	Limited suppliers due to technical requirements		CPO

16 Please advise the total number of NTG Corporate Credit Cards within the Agency, including the position titles and levels of the staff holding the corporate credit cards for purchasing goods and/or services as of 31 March 2025.

At 31 March 2025 there were 90 credit card holders in Department of Health.

NCCTRC holds an additional 4 inactive unassigned AUSMAT cards that are only activated when a deployment response is required.

Position Title	Actual Classification Code	Total
Administration Officer	AO2	1
Admin Officer Reception Breastscreen	AO3	1
Administration Officer	AO3	5
Administrative Officer Urban	AO3	1
Business Support Officer	AO3	1
Divisional Support Officer	AO3	1
OIC - Records East Arnhem	AO3	1
PRH Rehab Admin Support	AO3	1
Administration Officer	AO4	3
Business Support & Systems Trainer	AO4	2
Business Support & Logistics Officer	AO4	1
Business Support Officer	AO4	1
Clinical Inventory Officer	AO4	1
Customer Service Team Leader	AO4	3
Executive Assistant	AO4	3
Finance And Business Support Officer	AO4	1
Procurement Officer	AO4	2
Program Support Officer TCP	AO4	1
Purchasing Officer	AO4	1
Staff Accommodation Manager	AO4	1
Trachoma Data & Admin Officer	AO4	1
Travel & Logistics Officer	AO4	2
Administration Team Leader	AO5	1
AUSMAT Warehouse Coordinator	AO5	1
Data Coordinator Surveillance	AO5	1
Executive Officer	AO5	1
Hearing Health Outreach Serv Coord	AO5	1
Pathology Admin Support Manager - RDH	AO5	1
Quality Support Officer PHCU	AO5	1
Snr Stock Controller Big River	AO5	1
Snr Stock Controller Top End	AO5	1
Team Leader Admin Support	AO5	1
Business Manager	AO6	1
Business Support Officer	AO6	1
Clinical Administration Manager	AO6	1
Clinical Librarian	AO6	1

Position Title	Actual Classification Code	Total
Info Technology & Comms Manager	AO6	1
Operations Manager	AO6	1
Pre Voc Med Workforce Consult	AO6	1
Resource Coordinator Nursing	AO6	1
Rostering & Admin Team Leader	AO6	1
Support Services Manager	AO6	1
Employment Services Manager	AO7	1
Logistics Support Officer	AO7	1
Operation Manager Train Facilities	AO7	1
Operations Coordinator	AO7	1
Procurement Manager	AO7	1
Senior Communications Officer	AO7	1
Specialist Med Workforce Consultant	AO7	1
Warehouse Inv Syst & Ops Coord	AO7	1
District Officer	DOF	1
Executive Director NCCTRC	EO2C	1
Nurse Clinical Coord NCCTRC	N5R	1
Nurse Education Consultant	N5R	1
NEC Pacific Emergency & Cc	N6R	1
Director Nursing (NCCTRC)	N7	1
Director Regional Engagement	N7	1
Nursing Director Ops Emerg Med	N7	1
Intern Pharmacist	P1	1
Kiosk Supervisor	PH4R	1
Executive Officer	SAO1	1
Executive Officer DONM & DMS	SAO1	1
Manager OCNMO Wforce Programs	SAO1	1
Director Logistics Support & Training	SAO2	1
Snr Dir Operational Support	SAO2	1
Senior Firefighter	SFF	3
Director Library Services	SP1	1
Senior Epidemiologist	SP1	1
Director Disaster/Response	SP2	1
Phoenix Director Of Engagement	SP2	1
Phoenix Director Of Education	SPHM	1
Divisional Director S&Cc	SSC	1
Seating Technician Seat Srv	T4	2
Senior Pharmacy Technician	T4	1
	Total	90

FOCUS GROUPS / POLLING / SURVEYS

For the period 24 August 2024 to 31 March 2025:

17 Please detail expenditure on opinion polls and focus groups, including costs and entities that conducted the work.

COMMISSIONING AND SYSTEM IMPROVEMENT

Chief Medical Officer:

The Prevocational Medical Assurance Services spends \$384 for an annual subscription for Survey Monkey to undertake evaluations and surveys in regard to Prevocational Accreditation for the NT Regional Health Services, as well as for NT Bonded Medical Scheme participants to collect annual data in relation to NT workforce retention and information updates.

NT REGIONAL HEALTH SERVICES

NT Wide Services:

Clinical Learning Education and Research Services (CLEaRS) conducted a NT Health Education and Training Needs Analysis between December 2024 to March 2025.

- Online Survey – via MS Teams (no cost incurred)
- Focus Groups and leadership interviews in each region, including acute and primary health care services - costs for travel \$5,000.

18 Detail all surveys undertaken in relation to the focus groups and opinion polls above, including their form, the cost and the inducements that were provided to incentivise participation.

COMMISSIONING AND SYSTEM IMPROVEMENT

Chief Medical Officer:

The Prevocational Medical Assurance Services spends \$384 for an annual subscription for Survey Monkey to undertake evaluations and surveys regarding Prevocational Accreditation for the NT Regional Health Services, as well as for NT Bonded Medical Scheme participants to collect annual data in relation to NT workforce retention and information updates.

The Rural Generalist Coordination Unit distribute Commonwealth surveys to participants of the John Flynn Prevocational Doctor Program at the completion of each term. The surveys are conducted via email, resulting in no cost.

NT REGIONAL HEALTH SERVICES







NT Wide Services

Clinical Learning Education and Research Services (CLEaRS) conducted a NT Health Education and Training Needs Analysis between December 2024 to March 2025. There were no incentives provided for participation.

The online survey was conducted via MS Teams, with a mixture of multiple choice and free text questions. A total of 568 survey responses were received.

Focus groups were held face-to-face, facilitated by 2 CLEaRS staff members. Seventeen focus groups and 26 leadership interviews were conducted across the Northern Territory, with a total cost of \$5,000 incurred for CLEaRS staff to travel for the focus groups

19 Please provide copies of each survey and the results of each survey.

<p>NT Health – Commissioning and System Improvement</p>	<p>Accreditation survey results are used to evaluate the administration and robustness of the prevocational accreditation system. This informs continuous improvement of the prevocational accreditation system to remain contemporary and agile to meet service delivery. The NT Medical Program and Bonded Medical Scheme surveys support workforce planning activities of the agency. To date response rates to these surveys has been minimal so PMAS is unable to provide meaningful data to assist in workforce planning.</p> <p>The results for the Rural Generalist Coordination Unit survey are not provided due to a low response rate, resulting in poor data and feedback that does not provide an accurate representation.</p> <div style="display: flex; justify-content: space-around; align-items: center;"> <div style="text-align: center;">  Accreditation - Survey Team Feedba </div> <div style="text-align: center;">  Accreditation - Health Service Surve </div> <div style="text-align: center;">  NTBMS Completion Survey.docx </div> </div> <div style="display: flex; justify-content: space-around; align-items: center; margin-top: 10px;"> <div style="text-align: center;">  NTMP Graduate and RoSO Commen </div> <div style="text-align: center;">  RGCU Commonwealth Sur </div> </div>
<p>NT Health – NT Regional Health Services</p>	<p>Clinical Learning Education and Research Services (CLEaRS) conducted a NT Health Education and Training Needs Analysis between December 2024 to March 2025. Questions and findings are attached.</p> <div style="text-align: center; margin-top: 10px;">  NT Health Education and Train </div>

COMMUNICATIONS AND MARKETING

20 Please detail expenditure on advertising and communications during the period 24 August 2024 to 31 March 2025.

- For each advertisement for which an expense was incurred:
- a) What was the purpose/description of the advertisement?

A response has not been provided to the questions as the task is too administratively onerous and to do so would result in undue diversion of resources from service delivery. A partial response is therefore provided per below.

- Recruitment processes for hiring doctors/nurses/allied health from different platforms and websites such as Seek and LinkedIn.
- Campaigns that refer to marketing and advertising to promote NT Health services to the NT community and inform people about important public health messaging. Examples include public health alerts like immunisation promotion, mosquito alerts and heat health warnings.
- Marketing events, social media, for promoting NT Health services to the NT community, and informing people about important public health messaging - examples include collateral, signage, merchandise and advertising to support community.

b) Who was the advertisement placed with, i.e., media outlet, newspaper, television station, digital platform, or other?

Advertisements have been placed across all platforms, including print, radio, online digital and outdoor.

c) What was the total production cost, including, but not limited to, design, commissions, and placement costs?

The total production cost is \$662,666 for marketing and promotions, event management, document production, printing and paid advertising across all channels including print, TV, radio and digital. The majority of advertising during this period was booked through the NT Government approved advertising agency Atomic 212, totalling \$483,027 and Facebook totalling \$35,379, with all other expenses totalling \$144,260.

d) Were tenders or expressions of interest called? If not, why not?

Tenders or expressions of interest were not called for projects included in the expenditure reported for the period 1 September 2024 to 31 March 2025 as all projects were within Tier 1 procurement guidelines or undertaken within approved NT Government contracts.

e) Did the agency enter into any separate arrangements for advertising placements or advertorials? If so, please provide details of expenditures and media outlets.

Yes, all items are separate arrangements. Media outlets include Facebook, Instagram, YouTube, LinkedIn, print publications, Seek, radio, printing and events. Details of expenditure Atomic 212 totalling \$483,027, Facebook totalling \$35,379 and all other expenses totalling \$144,260.

TRAVEL

- 21 Please provide the total expenditure and itemised details of travel, including, but not limited to, travel-related costs such as accommodation, travel allowance, entertainment, car rental, meals and incidentals, in each Agency and authority during the period 24 August 2024 to 31 March 2025 broken down to:**
- a) International Travel**
 - b) Interstate Travel**
 - c) Intrastate Travel**

Total expenditure for travel is \$5,357,813 for the period 24 August 2024 to 31 March 2025. This includes official duty and training related travel, however, excludes recruitment related travel.

Travel itemised in the below table:

Travel expenditure	International	Interstate	Intrastate	Training
Travel Fares	205,072	219,757	2,707,925	94,230
Accommodation	213,170	69,611	844,398	63,562
Travel Allowance	11,977	38,204	739,357	61,963
Other	7,233	5,507	72,152	3,695
Total	437,451	333,080	4,363,832	223,450

The figures supplied are as per the general ledger and are therefore determined based on standard classification codes. Training has been included as a category as any training related expenses are required to be coded as such per the chart of accounts. Due to this, Training travel may include some international or interstate travel but is unable to be separated without significant administrative burden.

The National Critical Care and Trauma Response Centre, which is 100% Commonwealth Government funded, is the primary source of international travel.

- 22 In the case of international travel identified in response to the question above, please provide the purpose, itinerary, persons and costs involved in each trip.**

Travel from date	Travel to date	Traveller	Destination	Reason for Travel	Total Travel Cost to 31/03/2025
30/08/2024	07/09/2024	National Critical Care and Trauma Response Centre	Samoa	Major Incident Medical Management and Support (MIMMS) Training in Samoa 31 August to 7 September 2024	\$4,031

Travel from date	Travel to date	Traveller	Destination	Reason for Travel	Total Travel Cost to 31/03/2025
30/08/2024	8/09/2024	National Critical Care and Trauma Response Centre	Samoa	MIMMS Training in Samoa 31 August to 8 September 2024	\$26,825
15/09/2024	20/09/2024	Medical Officer	Canada	Beamtree Global Impact Committee Summit	\$2,596
20/09/2024	29/09/2024	National Critical Care and Trauma Response Centre	Travelled to Darwin from China, Cook Islands, Fiji, Guam, Indonesia, Japan, Papua New Guinea, Republic of Korea, Singapore, Vanuatu and Vietnam	Travel to Darwin by external participants to attend the Global Outbreak Alert and Response Network (GOARN) Leadership Training	\$47,883
22/09/2024	28/09/2024	National Critical Care and Trauma Response Centre	Solomon Islands	Critical Care Course in Solomon Islands 22 to 28 September 2024	\$6,942
27/10/2024	04/11/2024	National Critical Care and Trauma Response Centre	Switzerland	Attend the WHO GHEC Design Group Workshop	\$6,758
02/11/2024	09/11/2024	National Critical Care and Trauma Response Centre	Abu Dhabi	Travel to Abu Dhabi to attend the WHO Global meeting for Emergency Medical Teams (EMT) Strategic Advisory Group.	\$30,658
03/11/2024	09/11/2024	National Critical Care and Trauma	Abu Dhabi	EMT Global Meeting in Abu	\$23,783

Travel from date	Travel to date	Traveller	Destination	Reason for Travel	Total Travel Cost to 31/03/2025
		Response Centre		Dhabi 3 to 9 November 2024	
03/11/2024	10/11/2024	National Critical Care and Trauma Response Centre	Abu Dhabi	EMT Global Conference in Abu Dhabi 3 to 9 November 2024	\$ 41,808
16/11/2024	23/11/2024	National Critical Care and Trauma Response Centre	Timor-Leste	WHO Joint External Evaluation in Timor 16 to 23 November 2024	\$2,887
16/11/2024	23/11/2024	National Critical Care and Trauma Response Centre	Timor-Leste	WHO Joint External Evaluation in Timor 17 to 22 November 2024	\$4,519
18/11/2024	23/11/2024	National Critical Care and Trauma Response Centre	Japan	Global Outbreak Alert and Response Network in Japan 18 to 23 November 24	\$8,363
10/12/2024	12/12/2024	National Critical Care and Trauma Response Centre	Indonesia	Introduction to Health Emergencies Operational Readiness Training 11 to 12 December 2024.	\$2,862
11/12/2024	14/12/2024	National Critical Care and Trauma Response Centre	Timor-Leste	Trauma In The Pacific (TIPS) Course 11 to 14 December 2024	\$7,509
13/12/2024	29/11/2024	National Critical Care and Trauma Response Centre	Indonesia	RIDU Bogor Indonesia Phoenix 9-13 Dec 2024	\$6,584
12/01/2025	18/01/2025	National Critical Care and Trauma	Thailand	Travel to observe the US Centre for Disease Control	\$11,266

Travel from date	Travel to date	Traveller	Destination	Reason for Travel	Total Travel Cost to 31/03/2025
		Response Centre		ASEAN Public Health Emergency Management Emerging Leaders Program	
01/02/2025	08/02/2025	National Critical Care and Trauma Response Centre	Papua New Guinea	RIDE Training in Papua New Guinea, 2 to 7 February 2025	\$26,060
03/02/2025	06/02/2025	National Critical Care and Trauma Response Centre	Fiji	TOT Phoenix Training Darwin 2 to 7 February 2025	\$2,971
15/02/2025	23/02/2025	National Critical Care and Trauma Response Centre	Papua New Guinea	Strategic Risk Assessment Workshop in Port Moresby on 15 to 23 February 2025	\$4,093
22/02/2025	0/03/2025	National Critical Care and Trauma Response Centre	Japan	AUSMAT Exercise - Japan Disaster Medical Assistance from 23 to 28 February 2025	\$54,546
24/02/2025	1/03/2025	National Critical Care and Trauma Response Centre	Philippines	Meeting with WHO and the Western Pacific Regional Office in the Philippines 24 February to 1 March 2025	\$11,134
10/03/2025	15/03/2025	National Critical Care and Trauma Response Centre	Fiji	EMT WHO Verification in Fiji 11 to 15 March 2025	\$3,859
15/03/2025	24/03/2025	National Critical Care and Trauma	Timor-Leste	GIC Training 17-19 March 2025 & HMIMMS Training 20-21	\$44,582

Travel from date	Travel to date	Traveller	Destination	Reason for Travel	Total Travel Cost to 31/03/2025
		Response Centre		March 2025 in Timor	
17/03/2025	21/03/2025	National Critical Care and Trauma Response Centre	Fiji	Pacific Heads of Nursing Meeting in Fiji 18 to 20 March 25	\$3,067
23/03/2025	29/03/2025	National Critical Care and Trauma Response Centre	Papua New Guinea	RIDE Training in Papua New Guinea 24 to 28 March 2025	\$21,187
23/03/2025	29/03/2025	National Critical Care and Trauma Response Centre	Switzerland	Attend the WHO EMT SAG Meeting	\$36,096
24/03/2025	27/03/2025	National Critical Care and Trauma Response Centre	Papua New Guinea	RIDE Training from 24 to 27 March 2025	\$2,100
24/03/2025	29/03/2025	National Critical Care and Trauma Response Centre	Timor-Leste	GIC & HMIMMS Training Media Team 15 to 30 March 2025	\$3,779
25/03/2025	26/03/2025	Teletrial Nurse Specialist	Spain	Teletrial Conference	\$791
				Total	\$450,781

23 Please provide itemised details and costs of all travel undertaken by the Minister that was paid for by the Agency or authority, including travel on charters during the period 24 August 2024 to 31 March 2025.

The Department of Health did not pay for any travel undertaken by the Minister during the period 24 August 2024 to 31 March 2025.

HOSPITALITY / FUNCTIONS AND EVENTS

24 Please provide full details of all official hospitality provided for the period 24 August 2024 to 31 March 2025.

In relation to each occasion where official hospitality was provided:

a) What was the purpose of the hospitality?

g) What was the total cost incurred?

See below table detailing purpose of hospitality and total cost incurred for the period beginning 1 September and ending 31 March 2025:

Purpose of hospitality	NT Health
World Kindness Day BBQ – Awareness Event	142
World Mental Health Day – Awareness Event	195
World Suicide Prevention Day – Awareness Event	3,912
2025 Allied Health Awards	7,598
50 Years Length of Service Award	405
Total	\$12,252

b) How many guests attended?

Administrative effort required to respond is excessive.

c) How many Ministers attended?

N/A - Nil attendance during reporting period.

d) How many Ministerial staff attended?

N/A - Nil attendance during reporting period.

e) How many MLAs attended?

N/A - Nil attendance during reporting period.

f) How many Public Sector employees attended?

Administrative effort required to respond is excessive.

GRANTS, SPONSORSHIPS, DONATIONS AND INCENTIVES

25 Please detail expenditure on grants, sponsorships, donations and incentives paid by your Agency (including the recipient of each payment) during the period 24 August 2024 to 31 March 2025, including agency budget totals to administer such programs.

Expenditure on scholarships and sponsorships from 1 September 2024 to 31 March 2025 are detailed below. Expenditure on grants are provided at question 28.

Scholarships	QTY	Amount
NT Health Nursing and Midwifery Scholarships	10	\$26,112

Sponsorships	Amount
Prevocational Medical Education & Training Awards 2024	1,083
2024 Deadly Cup Carnival	5,000
Allied Health Awards	1,069
2024 NT Community Achievement Awards	1,995
Top End Medical Society (TEMS) Charity Ball	2,000

2024 Indigenous Allied Health Australia (IAHA) National Conference	10,500
Flinders NT Medical Program Rural Rescue Challenge	627
MTPREM- Premium Sponsor NT State Conference	1,500
Service of Remembrance for Organ Donors 2024	159
Total	\$23,933

26 Please detail the funds utilised to distribute awards and sponsorships in the period 24 August 2024 to 31 March 2025, and to what activities. Please list details of any contract periods as part of any arrangement.

Sponsorship/Awards	Funds	Amount
Prevocational Medical Education & Training Awards 2024	NTG Funds	1,083
Allied Health Awards	NTG Funds	1,068
2024 Indigenous Allied Health Australia (IAHA) National Conference	NTG Funds	10,500
MTPREM- Premium Sponsor NT State Conference	NTG Funds	1,500
Service of Remembrance for Organ Donors 2024	NTG Funds	159
2024 Deadly Cup Carnival	Tied/Commonwealth Funds	5,000
2024 NT Community Achievement Awards	Tied/Commonwealth Funds	1,995
Top End Medical Society (TEMS) Charity Ball	Tied/Commonwealth Funds	2,000
Flinders NT Medical Program Rural Rescue Challenge	Tied/Commonwealth Funds	627
Total		\$23,932

27 Indicate which awards and sponsorships were managed by Regional Offices. What is anticipated for the 2025/26 financial year?

There were no awards or sponsorships managed by the Regional Offices. The budget development for 2025-26 is in progress.

28 Please detail the amounts paid on grants, donations and incentives to non-Government organisations for the period 24 August 2024 to 31 March 2025, including to which organisation and the services to be provided

The below table are all grants paid to non-Government organisations during the reporting period.

ORGANISATION	SERVICE	Payments 1 Sep–31 Mar 25
Aboriginal Hostels Limited	Aboriginal Hostels Limited - Alyerre Renal Hostel	900,444.50
Aboriginal Medical Services Alliance Northern Territory Aboriginal Corporation	Aboriginal Medical Services Alliance Northern Territory Aboriginal Corporation - Improving Health and Wellbeing - 01/07/2022 – 30/06/2027	396,617.00
Aboriginal Medical Services Alliance Northern Territory Aboriginal Corporation	Trachoma Control Program - Promoting Healthy Communities in the NT	200,000.00
Amity Community Services Inc	Counselling, Information and Education - 01/07/2023 - 30/06/2028	359,963.00
Anglicare N.T. Ltd.	Anglicare NT Ltd. - Top End Suicide Intervention and Awareness Training 1/07/2024 - 30/06/2029	196,390.60
Anyinginyi Health Aboriginal Corporation	Anyinginyi Health Aboriginal Corporation - Fetal Alcohol Spectrum Disorder (FASD) Regional Activity - Tennant Creek - 01/07/2024-30/06/2025	42,795.50
Anyinginyi Health Aboriginal Corporation	Anyinginyi Health Aboriginal Corporation - Remote Alcohol and Other Drugs Workforce Program - 1/07/2024 - 30/06/2025	225,000.00
Anyinginyi Health Aboriginal Corporation	Anyinginyi Health Aboriginal Corporation – Trachoma Health Promotion	74,648.00
Anyinginyi Health Aboriginal Corporation	Maternal Early Childhood Health Program for Barkly Region – Development and Implementation - 1 July 2024 to 30 June 2025	8,928.00
Arnhem Crows Sporting Association	Aai 501 - Barunga Cook Up	15,000.00
Arthritis Foundation of The Northern Territory Inc	Arthritis And Osteoporosis Support & Education Services 01/07/2022 - 30/06/2027	48,468.00
Association Of Alcohol and Other Drug Agencies NT Incorporated	Association Of Alcohol and Other Drug Agencies NT Incorporated (AADANT) - Alcohol and Other Drug Peak Body (NT) - 01/07/2024 - 30/06/2029	179,718.50

ORGANISATION	SERVICE	Payments 1 Sep–31 Mar 25
Asthma Foundation NT Inc	Asthma Foundation NT Inc - Asthma Information, Education and Support – 01/01/2023 - 31/12/2027	168,022.44
Australasian Society for Hiv, Viral Hepatitis and Sexual Health Medicine	S100 Community Prescriber Training Program for Hepatitis B Training and Medical Prescriber Program and Associated Activities - 01/08/2022 – 31/07/2027	38,626.00
Australian Breastfeeding Association	Australian Breastfeeding Association - Breastfeeding Education and Support 01/07/2024 – 30/06/2029	648.00
Australian Childhood Foundation	Children With Harmful Sexual Behaviours Program – 30/04/2023 – 30/06/2026	230,000.00
Australian College of Pharmacy Pty Ltd	Australian College of Pharmacy - Nt Pharmacist Funding For Scope Of Practice Training - 01/01/2025 - 31/12/2026	302,500.00
Barkly Region Alcohol and Drug Abuse Advisory Group Aboriginal Corporation	Barkly Region Alcohol and Drug Abuse Advisory Group - Residential Rehabilitation Treatment Service - 1/07/2023 - 30/06/2028	583,912.50
Barkly Region Alcohol and Drug Abuse Advisory Group Aboriginal Corporation	Barkly Region Alcohol and Drug Abuse Advisory Group - Sobering Up Shelter - 1/07/2023 - 30/06/2028	494,911.00
Barkly Region Alcohol and Drug Abuse Advisory Group Aboriginal Corporation	Barkly Region Alcohol and Drug Abuse Advisory Group Aboriginal Corporation - Continuing Care and Co-Ordination Service - 1/07/2024 - 30/06/2025	75,000.00
Bereaved Parent Support NT Inc	Bereaved Parent Support NT Incorporated - Bereavement and Support Services - 01/01/2021 - 31/12/2025	91,404.25
Beyond Blue Limited	Beyond Blue Limited - NT Contribution 2024 - 2029	1,250.00
Bike You Pty Ltd	Men's 8 Week Suicide Prevention Dirt Bike Program	10,000.00
Bushmob Aboriginal Corporation	Bushmob Aboriginal Corporation - Volatile Substance Abuse / Alcohol and Other Drugs Treatment Services for Young People – 01/07/2024 – 30/06/2025	945,361.00
C.D Rodrigues & J.F Vigona	One Percent - Better Communities	10,000.00

ORGANISATION	SERVICE	Payments 1 Sep–31 Mar 25
CAAPS Aboriginal Corporation	Youth Alcohol and Other Drugs and Volatile Substance Use Services – 1/07/2022 – 30/06/2027	812,768.50
Cancer Council of The Northern Territory Incorporated	Cancer Support Services, Ostomy Support Services, And Cancer Prevention, Education and Health Promotion - 01/07/2022 - 30/06/2027	187,667.86
Cancer Council Victoria	Quitline NT 1/07/2022 - 30/06/2027	30,663.50
Carpentaria Disability Services Ltd	Interim Residential Accommodation & Support Services to Enable Out of Hospital Care Program - 28/11/23-30/06/25	3,496,308.82
CatholicCare NT	CatholicCare NT Counselling, Information and Education - Urban, Tiwi Islands and Wadeye 01/07/2024 - 30/06/2025	469,861.50
CatholicCare NT	Youth Engage	20,000.00
Central Australian Aboriginal Congress Aboriginal Corporation	Central Australia Aboriginal Congress Aboriginal Corporation (CAAC) - Remote Alcohol & Other Drugs Workforce Program (RAODW) 1/07/2024 – 30/06/2025	384,019.50
Central Australian Aboriginal Congress Aboriginal Corporation	Central Australia Region - Patient Travel Assisted Transport - Renal Patients 01/07/2022 - 30/06/2027	61,777.00
Central Australian Aboriginal Congress Aboriginal Corporation	Central Australia Region - Primary Health Care Transition Of Services - Docker River - 01/07/2023 - 30/06/2028	457,978.75
Central Australian Aboriginal Congress Aboriginal Corporation	Central Australian Aboriginal Congress - Fetal Alcohol Spectrum Disorder Regional Activity Coordinator - Alice Springs - 01/07/2024-30/06/2025	100,256.50
Central Australian Aboriginal Congress Aboriginal Corporation	Central Australian Aboriginal Congress - Primary and Public Health Care - Alice Springs Youth Detention Centre - 01/09/2022 - 31/08/2027	270,000.00
Central Australian Aboriginal Congress Aboriginal Corporation	Central Australian Aboriginal Congress Aboriginal Corporation - Continuing Care and Co-Ordination Service - 01/07/2024 -30/06/2025	155,000.00

ORGANISATION	SERVICE	Payments 1 Sep–31 Mar 25
Central Australian Aboriginal Congress Aboriginal Corporation	Central Australian Aboriginal Congress Aboriginal Corporation - Healthy Under 5 Kids Partnering with Families Program - 01/07/2022 - 30/06/2027	117,389.50
Central Australian Aboriginal Congress Aboriginal Corporation	Central Australian Aboriginal Congress Aboriginal Corporation - Remote Primary Health Care Services Alice Springs - 01/07/2022 - 30/06/2027	747,425.75
Central Australian Aboriginal Congress Aboriginal Corporation	Medicare Urgent Care Clinic (UCC)	1,885,704.00
Central Australian Aboriginal Congress Aboriginal Corporation	Primary Health Care Transition of Services –Yulara & Imanpa 01/03/2023 - 28/02/2028	1,790,134.00
Central Australian Aboriginal Congress Aboriginal Corporation	Sexual Health and Blood Borne Virus Program	131,064.50
Central Australian Womens Legal Services Inc	NT Clinical Guidelines	160,000.00
Childbirth Education Association (Alice Springs) Incorporated	Antenatal Education 1/01/2023 - 31/12/2027	1,801.00
Childbirth Education Association Darwin Inc	Childbirth Education Association Darwin Inc - Antenatal Education - 01/07/2022-30/06/2027	1,233.00
Corrugated Iron Youth Arts Inc	Katherine Creative Choices	19,408.00
Danila Dilba Biluru Butji Binnilutlum Health Service Limited	Danila Dilba Biluru Butji Binnilutlum Health Service - Fetal Alcohol Spectrum Disorder (FASD) Regional Activity Coordinator Darwin - 01/07/24-30/06/25	82,565.00
Danila Dilba Biluru Butji Binnilutlum Health Service Limited	Bagot Primary Health Care - 01/07/2022 - 30/06/2027	263,215.07
Danila Dilba Biluru Butji Binnilutlum Health Service Limited	Continuing Care and Co-Ordination Service - 01/07/2024 - 30/06/2025	75,000.00
Danila Dilba Biluru Butji Binnilutlum Health Service Limited	Danila Dilba Biluru Butji Binnilutlum Health Service Aboriginal Corporation - Remote Alcohol and Other Drugs Workforce Program	203,006.50

ORGANISATION	SERVICE	Payments 1 Sep–31 Mar 25
Danila Dilba Biluru Butji Binnilutlum Health Service Limited	Mobile Primary Health Care Service - 01/07/2022 – 30/06/2027	265,927.47
Danila Dilba Biluru Butji Binnilutlum Health Service Limited	Primary Health Care Services – Youth Detention – Darwin	699,666.50
Darwin Aboriginal and Torres Strait Islander Womens Shelter Indigenous Corporation	Darwin Indigenous Men's Service - Mental Health - Indigenous Men's Healing Program - 1/07/2022 - 30/06/2027	58,280.00
Darwin Dragons Rugby Union Club	Suicide Prevention Round and Family Day	10,000.00
Diabetes Association of The NT Inc	Diabetes And Cardiac Education Services - 1/07/2022-30/06/2027	437,311.32
Diabetes Association of The NT Inc	Free Pen Needle and Syringe Program - 1/07/2022-30/06/2027	31,665.38
Drug And Alcohol Services Australia Ltd	Drug And Alcohol Services Australia Ltd - Alternatives to Custody In-Reach Support - Alice Springs - 1/07/2024 - 30/06/2029	79,180.00
Drug And Alcohol Services Australia Ltd	Alice Springs Sobering Up Shelter	576,718.50
Drug And Alcohol Services Australia Ltd	AOD Residential Rehabilitation Treatment Services	701,717.50
Drug And Alcohol Services Australia Ltd	Emergency Department Assist Program	4,205.00
Drug And Alcohol Services Australia Ltd	Emergency Department Assist Program - New Vehicle - 01/03/2025 - 31/03/2025	57,865.00
Drug And Alcohol Services Australia Ltd	Low Acuity Withdrawal Beds - 10/02/2025 - 10/02/2026	160,000.00
Easa Inc	Employment Assistance Services Australia (EASA) Inc - Counselling, Information and Education – 1/07/2023 – 30/06/2028	127,013.50
East Arnhem Regional Council	East Arnhem Regional Council - East Arnhem Youth Alcohol and Other Drugs Service – 1/07/2024 - 30/06/2026	175,034.00

ORGANISATION	SERVICE	Payments 1 Sep–31 Mar 25
East Arnhem Regional Council	East Arnhem Regional Council - Nhulunbuy Sobering Up Shelter - 01/07/2023 - 30/06/2028	235,745.50
Eastern Health	Eastern Health - Turning Point Response Information Service - 01/07/2022 - 30/06/2027	38,671.00
Family Planning Welfare Assn of NT Inc	Early Medical Termination of Pregnancy Services in The Top End – 01/07/2024 – 30/06/2025	67,186.50
Family Planning Welfare Assn of NT Inc	Family Planning Welfare Assn of NT Inc - Reproductive and Sexual Health Service And Delivery Of Unit Hltasxh002 – 01/07/2024-30/06/2029	435,140.50
FCD Health Ltd	Medicare Urgent Care Clinic (UCC)	1,010,280.00
Flinders University	Flinders University - International Centre for Point-Of-Care Testing (Icpoct) - White Blood Cell Differential (WBC Diff) Provision to NT Poct-2022-24	135,026.50
Flinders University	International Centre for Point-Of-Care Testing (Icpoct) Provision to NT POCT Program	205,696.50
Forster Foundation for Drug Rehabilitation	Forster Foundation for Drug Rehabilitation Alcohol and Other Drugs -(AOD) Residential Rehabilitation Treatment Service - 01/07/2021 – 30/06/2026	653,756.50
Foundation Of Rehabilitation with Aboriginal Alcohol Related Difficulties Aboriginal Corporation	AOD Residential Rehabilitation Treatment Services	651,268.00
Foundation Of Rehabilitation with Aboriginal Alcohol Related Difficulties Aboriginal Corporation	Foundation Of Rehabilitation with Aboriginal Alcohol Related Difficulties - Continuing Care and Co-Ordination Service - 1/07/2024 - 30/06/2025	132,500.00
Foundation Of Rehabilitation with Aboriginal Alcohol Related Difficulties Aboriginal Corporation	Foundation Of Rehabilitation with Aboriginal Alcohol Related Difficulties - Women's Residential Rehabilitation Service - 1/07/2024 - 30/06/2025	228,799.00
Galiwin'ku Women's Space Aboriginal Corporation	Wellbeing And Empowerment Workshop	10,000.00

ORGANISATION	SERVICE	Payments 1 Sep–31 Mar 25
Health Network Northern Territory Ltd	Health Network Northern Territory Ltd Trading as NT PHN - NT Mental Health Lived Experience Collaborative Network - 1/12/2024 - 1/12/2025	200,000.00
HGTG Pty Ltd	Aai 450 - Friday Funday Activities	1,000.00
Kalano Community Association Aboriginal Corporation	Kalano Community Association Aboriginal Corporation - Continuing Care and Co-Ordination Service - 01/07/2024 - 30/06/2025	75,000.00
Kalano Community Association Aboriginal Corporation	Kalano Community Association Aboriginal Corporation - Residential Rehabilitation Treatment Service - 1/07/2024 - 30/06/2029	354,510.50
Kalano Community Association Aboriginal Corporation	Katherine Sobering Up Shelter - 01/07/2024 - 30/06/2029	205,610.75
Karen Sheldon Group Pty Ltd	Aai 254 - Gove Peninsula RSA Training for Senior School Students	10,000.00
Karyn Moyle	Alcohol And Other Drugs Youth - Perfectly Imperfect Consulting	20,000.00
Katherine Town Council	Mosquito Monitoring Program	576.00
Katherine West Health Board Aboriginal Corporation	Child Health Initiative- Healthy Under 5 Kids Partnering with Families Program	110,394.00
Katherine West Health Board Aboriginal Corporation	Katherine West Health Board Aboriginal Corporation - Lajamanu Medicare Urgent Care Clinic (UCC) - 12/07/2024 - 30/06/2026	1,650,000.00
Katherine West Health Board Aboriginal Corporation	Katherine West Health Board Aboriginal Corporation - Remote Alcohol and Other Drugs Workforce Program - 01/07/2022 - 30/06/2024	150,000.00
Katherine West Health Board Aboriginal Corporation	Katherine West Health Board Aboriginal Corporation - Trachoma Control Program - 01/07/2021 - 30/06/2025	140,000.00

ORGANISATION	SERVICE	Payments 1 Sep–31 Mar 25
Katherine West Health Board Aboriginal Corporation	Lajamanu Medicare UCC - Fit Out and Install Demountable Units - 01/02/2025 - 30/06/2025	1,283,000.00
Katherine West Health Board Aboriginal Corporation	NT Maternal Early Childhood Sustained Home-Visiting (MECSH) Program - 01/07//2022 - 30/06/2027	528,823.00
Katherine West Health Board Aboriginal Corporation	Primary Health Care in The Katherine West Region	2,109,704.50
Katherine West Health Board Aboriginal Corporation	Sexual Health and Blood Borne Virus Program	78,849.00
KidSafe NT Incorporated	KidSafe NT Incorporated - Accident Prevention for NT Children - 1/07/2022 - 30/06/2027	70,784.08
Kurdiji Aboriginal Corporation	Aai 163– Kurdiji Aboriginal Corporation - Lajamanu Empowerment Through Leadership Training	2,000.00
Kurdiji Aboriginal Corporation	Aai 164– Kurdiji Aboriginal Corporation - Lajamanu Kurdiji One Voice Advanced Leadership Training	2,000.00
Kybrook Community Aboriginal Corporation	Youth Engagement/ Responsible Drug and Alcohol Education	15,840.00
Larrakia Nation Aboriginal Corporation	Healthy Engagement and Assistance in The Long Grass (Heal) Program 01/07/2021 - 30/06/2026	204,460.50
Laynhapuy Homelands Aboriginal Corporation	Laynhapuy Homelands Primary Health Care Service 01/07/2023 – 30/06/2028	73,238.50
Life Education NT Incorporated	Barkley And Central Health AOD Education Project	20,000.00
Life Education NT Incorporated	Darwin Region Low Icsea Schools AOD Education	5,000.00
Lifeline Australia	Lifeline Australia - Lifeline Crisis Support Services – 01/07/2022 – 30/06/2027	8,548.00
Mabunji Aboriginal Resource Indigenous Corporation	Aai 424 - Women's on Country Healing Camps Borroloola And Robinson River	2,000.00
Mabunji Aboriginal Resource Indigenous Corporation	Aai 425 - Men's on Country Healing Camps Borroloola And Robinson River	2,000.00

ORGANISATION	SERVICE	Payments 1 Sep–31 Mar 25
Macdonnell Regional Council	Additional Support for Youth Program - Kintore 1/10/2024 - 30/06/2025	60,000.00
Macdonnell Regional Council	Engagement And Education Program - 1/07/2023 - 30/06/2028	93,033.00
Mala'la Health Service Aboriginal Corporation	Outreach Nutritionist - 01/07/2024 - 30/06/2025	202,160.00
Mala'la Health Service Aboriginal Corporation	Primary Care Pilot Transitioned to Medicare Urgent Care Clinic (UCC) – 15/09/2023 – 30/06/2026	400,000.00
Mala'la Health Service Aboriginal Corporation	Primary Health Care in The Maningrida Region	1,749,166.50
Mala'la Health Service Aboriginal Corporation	Remote Alcohol and Other Drugs Workforce Program	53,006.50
Mala'la Health Service Aboriginal Corporation	Variation To Schedule E - Comprehensive Primary Health Care Maningrida Community and Affiliated Homelands - Additional Operational Funding for West Arnhem - 01/07/2022 - 30/06/2027	85,332.00
Mantiyupwi Family Trust	CIs01 - Mantiyupwi - Pumulayu Cfc Mantiyupwi Yoyi Celebrating Life	10,000.00
Mates In Construction (QLD & NT) Ltd	Mates In Construction (QLD & NT) Ltd - Suicide Prevention and Mental Health Awareness Program - 01/07/2023 - 30/06/2028	47,128.00
Mental Health Association of Central Aust Inc	Central Australian Suicide Prevention Training Program	203,981.00
Mental Health Association of Central Aust Inc	Housing And Psychosocial Support Program - 1/07/2022 - 30/06/2027	449,169.00
Mental Health Association of Central Aust Inc	Mental Health Association of Central Aust Inc - Mental Health and Life Promotion - 01/07/2022 - 30/06/2027	309,360.00
Mental Illness Fellowship of Australia (NT)	Mi Place - Drop-In Recovery Support Program - 01/07/2022 - 30/06/2027	183,583.00

ORGANISATION	SERVICE	Payments 1 Sep–31 Mar 25
Menzies School Of Health Research	Ehealth Coach/ Project Officer	100,000.00
Menzies School Of Health Research	Menzies School Of Health Research - Core Funding Grant - 01/01/2023 – 31/12/2027	2,552,225.00
Menzies School Of Health Research	Menzies School Of Health Research - Father Frank Flynn Fellowship - 01/01/2023 - 31/12/2027	87,019.00
Menzies School Of Health Research	Scoping Workshop and Report to Enhance Smoking Cessation Services in The Northern Territory - 01/12/2024 - 31/12/2024	36,869.00
Menzies School Of Health Research	Sexual Health and Blood Borne Viruses Workforce Training - 01/07/2023 - 30/06/2028	42,181.00
Mission Australia	Darwin Sobering Up Shelter	676,646.50
Miwatj Health Aboriginal Corporation	DFSV Gove Regional Collaborator	53,500.00
Miwatj Health Aboriginal Corporation	Miwatj Aboriginal Health Corporation - Fetal Alcohol Spectrum Disorder (FASD) Regional Activity- East Arnhem - 01/07/2024-30/6/2025	40,464.50
Miwatj Health Aboriginal Corporation	Miwatj Health Aboriginal Corporation - Comprehensive Primary Health Care Services to The East Arnhem Region – 01/07/2023 – 30/06/2028	4,388,109.50
Miwatj Health Aboriginal Corporation	Miwatj Health Aboriginal Corporation - Galiwin'ku Medicare Urgent Care Clinic (UCC) - 12/07/2024 - 30/06/2026	1,650,000.00
Miwatj Health Aboriginal Corporation	Miwatj Health Aboriginal Corporation - Miwatj Environmental Health Program - 01/07/2024 - 30/06/2029	160,000.00
Miwatj Health Aboriginal Corporation	Miwatj Health Aboriginal Corporation - NT Maternal Early Childhood Sustained Home-Visiting (MECSH) Program - 01/07/2022 - 30/06/2027	835,540.00
Miwatj Health Aboriginal Corporation	Miwatj Health Aboriginal Corporation - Remote Alcohol and Other Drugs Workforce Program - 01/07/2022 - 30/06/2025	203,006.50

ORGANISATION	SERVICE	Payments 1 Sep–31 Mar 25
Miwatj Health Aboriginal Corporation	Miwatj Health Aboriginal Corporation - Social and Emotional Well-Being Programs, Mental Health and AOD Services - 1/07/2023 - 30/06/2026	237,960.00
National Heart Foundation of Australia	Rental Assistance	979.00
Ninti Training Limited	Professional Development of Aboriginal Health Practitioner Workforce and Community Workers	175,352.00
Northern Territory Aids and Hepatitis Council Inc	Darwin And Alice Springs Sexual Health & Blood Borne Virus Program Core Funding	475,545.50
Northern Territory Aids and Hepatitis Council Inc	Darwin And Alice Springs Sexual Health & Blood Borne Virus Program Core Funding - Additional Funding 1/10/2022 - 30/06/2024	66,000.00
Northern Territory Aids and Hepatitis Council Inc	Needle And Syringe Program and Hepatitis C Grant Funding	180,077.50
Northern Territory Mental Health Coalition	Northern Territory Mental Health Coalition - Northern Territory Mental Health Coalition Peak Body - 01/07/2024 - 30/06/2029	183,129.00
Nourish Nation Foundation Incorporated	Empowering Youth for Healthy Choices	20,000.00
Numburindi Development Aboriginal Corporation	Numburindi Youth Count Down to Zero	20,000.00
Palmerston And Regional Basketball Association	Level Up Gaming Dadlan - Darwin	10,000.00
Palmerston College Council Inc	Overcoming 2025	19,550.00
Palmerston Men's Shed Incorporated	To Create a Quiet Area	2,000.00
Reclink Australia	Perceptive, Peaceful Parents Program	9,200.00

ORGANISATION	SERVICE	Payments 1 Sep–31 Mar 25
Reclink Australia	Holistic, Healthy, Healing Habits - Alice Springs	17,024.00
Red Lily Health Board (Aboriginal Corporation)	Primary Health Care Services in West Arnhem - Medical Officers – 01/10/2023 - 30/06/2027	311,251.00
Red Lily Health Board (Aboriginal Corporation)	Comprehensive Primary Health Care in Jabiru – 02/09/2024 - 30/06/2029	2,373,079.35
Red Lily Health Board (Aboriginal Corporation)	Red Lily Health Board Aboriginal Corporation - Comprehensive Primary Health Care - Additional Operational Funding for West Arnhem	228,018.00
Red Lily Health Board (Aboriginal Corporation)	Red Lily Health Board Aboriginal Corporation - Comprehensive Primary Health Care in Minjilang	653,595.80
Red Lily Health Board (Aboriginal Corporation)	Red Lily Health Board Aboriginal Corporation - Comprehensive Primary Health Care in Warruwi	812,137.00
Roper Gulf Regional Council	Youth Engagement and Education - 01/07/2023 - 30/06/2028	19,863.50
Rovers Football & Sports Club Incorporated	Suicide Awareness & Prevention	10,000.00
Royal Flying Doctor Service of Australia Central Operations	Royal Flying Doctor Service of Australia Central Operations - RFDS Aero Medical Services Central Australia	4,950,000.00
Ruby Gaea Darwin Centre Against Sexual Violence Inc	Capability Building Grant 1 July 2023 - 30 June 2025	58,320.00
Ruby Gaea Darwin Centre Against Sexual Violence Inc	Ruby Gaea Darwin Centre Against Sexual Violence Support, Education, Advocacy Services 1 July 2023 - 30 June 2025	249,397.50
Sabrinareach4life Incorporated	Sabrinareach4life Inc - Peer-Led Suicide Prevention and Bereavement Support Services - 1/10/2024 - 1/10/2025	80,000.00
Sandstone Therapy Centre Incorporated	Counselling, Information and Education - 01/07/2022 - 30/06/2027	456,448.50
South Sudanese Community Association of Northern Territory Incorporated	Empowering Futures: Healthy Choices For Youth	18,000.00

ORGANISATION	SERVICE	Payments 1 Sep–31 Mar 25
St John Ambulance Australia NT Inc	Ambulance Service Base Funding	28,638,500.00
Sunrise Health Service Aboriginal Corporation	Child Health Initiative- Healthy Under 5 Kids Partnering with Families Program	136,402.00
Sunrise Health Service Aboriginal Corporation	NT Health Domestic, Family and Sexual Violence Regional Partnership	53,500.00
Sunrise Health Service Aboriginal Corporation	NT Maternal Early Childhood Sustained Home-Visiting (MECSH) Program - 01/07//2022 - 30/06/2027	528,823.00
Sunrise Health Service Aboriginal Corporation	Primary Health Care in The Katherine East Region	2,193,824.00
Sunrise Health Service Aboriginal Corporation	Sexual Health and Blood Borne Virus Program	78,849.00
Sunrise Health Service Aboriginal Corporation	Sunrise Health Service Aboriginal Corporation - Healthy Homes and Communities Initiative - 01/12/2024 - 01/12/2026	80,000.00
Sunrise Health Service Aboriginal Corporation	Sunrise Heath Service Aboriginal Corporation - Remote Alcohol and Other Drugs Workforce	159,019.50
Tangentyere Council Aboriginal Corporation	Integrated Support Program - Alice Springs - 01/07/2024 - 30/06/2025	162,500.00
Thamarrurr Development Corporation Ltd	Healthy Homes Program -1/07/2024 - 30/06/2029	160,000.00
The Arnhem Land Progress Aboriginal Corporation	Yolngu AOD Youth Diversion - Media Messages	10,000.00
The Central Australian Aboriginal Alcohol Programmes Unit Aboriginal Corporation	Central Australian Aboriginal Alcohol Programmes Unit - Residential Rehabilitation Treatment Service - 1/07/2023 - 30/06/2028	813,004.00
The Hub of Respect Inc	Making A Difference Youth Program	17,960.00
The Salvation Army (NT) Property Trust	House 49	524,494.00

ORGANISATION	SERVICE	Payments 1 Sep–31 Mar 25
The Salvation Army (NT) Property Trust	The Trustee for The Salvation Army (NT) Property Trust - Aod Residential Rehabilitation Treatment Services 01/07/2021 – 30/06/2026	715,822.50
The Salvation Army (NT) Property Trust	The Trustee for The Salvation Army (NT) Property Trust - Mental Health Supported Accommodation - 1/07/2022 - 30/06/2027	46,696.00
The Trustee for Slide Youth Dance Theatre Trust	Time 2025	20,000.00
The YMCA of The Northern Territory Youth & Community Services Ltd	Aai 444 - Happy Friyay Youth Nights	2,000.00
Top End Association for Mental Health Inc.	Complex Support Residence (Banksia House)	1,196,445.00
Top End Association for Mental Health Inc.	Jacaranda	376,228.00
Top End Association for Mental Health Inc.	Papaya And Kurrajong Sub-Acute Service	1,142,153.00
Top End Association for Mental Health Inc.	Top End Association for Mental Health Inc - Prevention and Recovery Care - 01/06/2023 - 30/06/2028	739,221.50
Top End Association for Mental Health Inc.	Top End Association for Mental Health Inc. - Recovery Assistance Program - 1/07/2022 - 30/06/2027	553,493.00
Top End Mental Health Consumer Organisation Inc	Top End Mental Health Consumer Organization Inc - Drop in Support Service - 01/07/2024 - 30/06/2029	136,497.00
Top End Women's Legal Service Inc	NT Health Dfsv Regional Partnership Grant (Top End Region) - Tewls	106,000.00
Vanessa Stokes	Aai 496 - Tennant Creek & Elliot Basketball Challenge - To Keep Youth Strong	21,000.00
Victoria Daly Regional Council	AOD Free Communities "Building Strong and Sober Communities - Where Champions Are Made"	20,000.00
Walking Off the War Within Inc.	Walking Off the War Within 2023	7,000.00

ORGANISATION	SERVICE	Payments 1 Sep–31 Mar 25
Wurli-Wurlinjang Aboriginal Corporation	Sexual Health and Blood Borne Virus Program	37,545.00
Wurli-Wurlinjang Aboriginal Corporation	Wurli Wurlinjang Aboriginal Corporation - Fetal Alcohol Spectrum Disorder (FASD) Regional Activity Coordinator – Katherine - 01/07/2024 - 30/06/2025	2,331.00
Wurli-Wurlinjang Aboriginal Corporation	Wurli Wurlinjang Aboriginal Corporation - Individual Support Program (Kisp) – 01/07/2024 – 30/06/2025	162,500.00
Wurli-Wurlinjang Aboriginal Corporation	Wurli Wurlinjang Aboriginal Corporation - Remote Alcohol and Other Drugs Workforce Program - 01/07/2022 - 30/06/2024	150,000.00
Wurli-Wurlinjang Aboriginal Corporation	Wurli Wurlinjang Aboriginal Corporation Health Service - Comprehensive Primary Health Care in Katherine and Surrounding Communities - 01/01/2023 - 31/12/2027	509,754.00
Xavier Community Education Centre	Tiwi Young Men's Social and Emotional Wellbeing Program	10,000.00
Ywca Australia	Ywca Australia - Accommodation Services - Darwin	648,529.51
Total		\$ 98,504,348

MEDIA MONITORING SERVICES

29 Provide expenditure details on media monitoring services for the period 24 August 2024 to 31 March 2025 (including entities engaged and who utilises the service).

A whole-of-government response to Question 29 will be provided by the Department of the Chief Minister and Cabinet.

INFRASTRUCTURE PROJECTS

30 How many projects have been submitted or are in the process of being submitted to Infrastructure Australia or Northern Australia Infrastructure Facility (NAIF) to be considered for the Infrastructure Priority List?

31 Please provide details of newly committed projects for the period 24 August 2024 to 31 March 2025.

32 Please provide details of contracts awarded to interstate firms, the purpose of the contract, the cost, and why a territory firm was not chosen.

A whole-of-government response to Questions 30 to 32 will be provided by the Department of Logistics and Infrastructure.

GOVERNMENT LEASED BUILDINGS

33 What is the total annual power bill of each Government building owned/leased/used by each Department for the period 24 August 2024 to 31 March 2025?

The total annual power bill of each Government building owned/leased/used by the Department of Health for the period 24 August 2024 to 31 March 2025 is **\$12,843,499.14**

The breakdown of total power costs for each Government Building is as follows:

Address	Suburb / Community	Total
10 Hardy Street	Adelaide River	1,216.44
21 Becker Street	Adelaide River	4,630.07
23 Becker Street	Adelaide River	1,540.26
8 Hardy Street	Adelaide River	972.8
105 Fifth Street	Ali Curung	163.35
100 Fifth Street	Ali Curung	3,196.36
1-123 Fifth Street	Ali Curung	2,261.59
126 Alakenh Street	Ali Curung	2,318.01
159 Fourth Street	Ali Curung	220.3
250 Ali Curung Street	Ali Curung	1,087.97

Address	Suburb / Community	Total
252 Ali Curung Street	Ali Curung	1,800.74
261 Kinjurra Street	Ali Curung	795.91
96 Fifth Street	Ali Curung	112.58
B-251 Alyawarra	Ali Curung	2,355.07
0 Schwarz Crescent	Alice Springs	3,184.13
10 Flynn Drive	Alice Springs	250,643.29
10-1 Skinner Street	Alice Springs	864.54
10-113 Todd Street	Alice Springs	1,372.51
1-1 Skinner Street	Alice Springs	368.19
11-1 Skinner Street	Alice Springs	1,522.40
11-113 Todd Street	Alice Springs	1,773.94
12 Todd Street	Alice Springs	4,372.38
12-1 Skinner Street	Alice Springs	1,010.57
12-113 Todd Street	Alice Springs	1,300.69
13-1 Skinner Street	Alice Springs	1,895.43
13-113 Todd Street	Alice Springs	610.03
14-1 Skinner Street	Alice Springs	1,008.84
14-113 Todd Street	Alice Springs	1,078.15
15-1 Skinner Street	Alice Springs	1,869.76
15-113 Todd Street	Alice Springs	937.61
159 Fourth Street	Alice Springs	8,828.24
1-60 Bradshaw Drive	Alice Springs	1,054.06
161 Woods Terrace	Alice Springs	2,695.15
16-113 Todd Street	Alice Springs	1,145.00
17 Gap Road	Alice Springs	23,033.79
1-7 Hong Street	Alice Springs	1,114.18
17-113 Todd Street	Alice Springs	1,384.94
18-113 Todd Street	Alice Springs	870.5
19-113 Todd Street	Alice Springs	1,530.31
20-113 Todd Street	Alice Springs	917.43
2-1 Skinner Street	Alice Springs	895.34
21-113 Todd Street	Alice Springs	838.21
2-113 Todd Street	Alice Springs	565.21
22-113 Todd Street	Alice Springs	784.93
23-113 Todd Street	Alice Springs	937.07
24-113 Todd Street	Alice Springs	587.53
25-113 Todd Street	Alice Springs	729.14
2-60 Bradshaw Drive	Alice Springs	910.23

Address	Suburb / Community	Total
26-113 Todd Street	Alice Springs	1,132.91
2-7 Hong Street	Alice Springs	220.6
27-113 Todd Street	Alice Springs	626.91
28 Hibiscus Street	Alice Springs	1,003.04
2-80 Hartley Street	Alice Springs	892.55
28-113 Todd Street	Alice Springs	941.38
29-113 Todd Street	Alice Springs	943.84
30-113 Todd Street	Alice Springs	754
3-1 Skinner Street	Alice Springs	1,384.12
31-113 Todd Street	Alice Springs	1,031.30
3-113 Todd Street	Alice Springs	1,312.17
32-113 Todd Street	Alice Springs	988.28
33-113 Todd Street	Alice Springs	1,506.30
3-4 Bloomfield Street	Alice Springs	1,288.74
34-113 Todd Street	Alice Springs	772.65
35-113 Todd Street	Alice Springs	606.35
3-60 Bradshaw Drive	Alice Springs	1,174.80
36-113 Todd Street	Alice Springs	608.24
37-113 Todd Street	Alice Springs	1,187.20
3-80 Hartley Street	Alice Springs	790.94
38-113 Todd Street	Alice Springs	584.48
39-113 Todd Street	Alice Springs	1,044.94
4 Mcdonald Street	Alice Springs	22,152.46
40-113 Todd Street	Alice Springs	575.83
4-1 Skinner Street	Alice Springs	1,338.99
41-113 Todd Street	Alice Springs	760.16
4-113 Todd Street	Alice Springs	800.66
42-113 Todd Street	Alice Springs	734.59
43-113 Todd Street	Alice Springs	795.35
44 Bath Street	Alice Springs	26.41
4-4 Bloomfield Street	Alice Springs	440.84
44 Railway Terrace	Alice Springs	15,693.92
44-113 Todd Street	Alice Springs	399.59
45-113 Todd Street	Alice Springs	1,200.99
4-60 Bradshaw Drive	Alice Springs	1,026.92
46-113 Todd Street	Alice Springs	1,967.28
47-113 Todd Street	Alice Springs	1,621.11
4-80 Hartley Street	Alice Springs	708.89

Address	Suburb / Community	Total
48-113 Todd Street	Alice Springs	1,142.81
49-113 Todd Street	Alice Springs	736.38
5 Leichhardt Terrace	Alice Springs	19.02
50-113 Todd Street	Alice Springs	1,384.86
5-1 Skinner Street	Alice Springs	473.9
51-113 Todd Street	Alice Springs	1,124.65
5-113 Todd Street	Alice Springs	770.99
52 Erumba Street	Alice Springs	2,593.97
52 Spicer Crescent	Alice Springs	1,348.52
52-113 Todd Street	Alice Springs	1,760.74
53-113 Todd Street	Alice Springs	1,093.43
5-113 Todd St 0106-3	Alice Springs	58.42
5-4 Bloomfield Street	Alice Springs	923.58
54-113 Todd Street	Alice Springs	1,232.90
55-113 Todd Street	Alice Springs	783.33
5-60 Bradshaw Drive	Alice Springs	1,344.15
56-113 Todd Street	Alice Springs	969.16
57-113 Todd Street	Alice Springs	921.87
58-113 Todd Street	Alice Springs	1,067.91
59-113 Todd Street	Alice Springs	1,332.67
6 Gap Road	Alice Springs	1,126,767.25
60-113 Todd Street	Alice Springs	808.42
6-1 Skinner Street	Alice Springs	1,094.44
61-113 Todd Street	Alice Springs	508.85
6-113 Todd Street	Alice Springs	761.97
62-113 Todd Street	Alice Springs	992.95
63-113 Todd Street	Alice Springs	1,047.45
6-4 Bloomfield Street	Alice Springs	398.8
64-113 Todd Street	Alice Springs	736.69
65-113 Todd Street	Alice Springs	1,036.56
6-60 Bradshaw Drive	Alice Springs	1,355.87
66-113 Todd Street	Alice Springs	1,011.15
67 Stuart Highway	Alice Springs	26,407.97
67-113 Todd Street	Alice Springs	743.03
68-113 Todd Street	Alice Springs	856.47
69-113 Todd Street	Alice Springs	985.92
70-113 Todd Street	Alice Springs	1,147.33
7-1 Skinner Street	Alice Springs	888.05

Address	Suburb / Community	Total
71-113 Todd Street	Alice Springs	863.23
7-113 Todd Street	Alice Springs	497.45
8-1 Skinner Street	Alice Springs	1,511.04
8-113 Todd Street	Alice Springs	1,017.82
9-1 Skinner Street	Alice Springs	1,191.30
9-113 Todd Street	Alice Springs	1,067.56
A-15 South Terrace	Alice Springs	4,930.71
ASCC-1892 Stuart Highway	Alice Springs	-3,730.88
B-15 South Terrace	Alice Springs	3,194.96
G1B-12 Gregory Street	Alice Springs	5,831.86
Mu 5 Leichhardt Street	Alice Springs	1,821.32
P-L-7 Hong Street	Alice Springs	46.59
S12-5 Leichhardt Street	Alice Springs	4,233.58
S13-5 Leichhardt Street	Alice Springs	1,932.91
S16-5 Leichhardt Street	Alice Springs	2,667.89
S4-5 Leichhardt Street	Alice Springs	1,218.14
S5-5 Leichhardt Street	Alice Springs	3,958.72
S6-5 Leichhardt Street	Alice Springs	3,984.58
T14 B-44 Bath Street	Alice Springs	64.58
T1A 44 Bath Street	Alice Springs	1,006.85
T1B 44 Bath Street	Alice Springs	415.65
T2-25 South Terrace	Alice Springs	752.58
2-3003 Carpentaria	Alyangula	1,131.80
2-3028 Arnhem	Alyangula	799.96
3009 Carpentaria Court	Alyangula	-872.46
3030 Arnhem	Alyangula	1,614.45
3045A Ngwunga Street	Alyangula	1,431.05
3-3028 Arnhem	Alyangula	813.43
5-3022 Ayawarra Crescent	Alyangula	1,903.55
60 Bougainvillea Drive	Alyangula	606.45
64A Taylor Street	Alyangula	2,190.31
81 Ngwunga Street	Alyangula	639.87
A-3037 Poinciana Street	Alyangula	1,784.61
Bk3030 Arnhem Crescent	Alyangula	1,802.08
D1-Carpentaria	Alyangula	568.21
D5-3024 Arnhem	Alyangula	1,786.68
D6-3024 Arnhem	Alyangula	247.65
D7 Arnhem Crescent	Alyangula	1,572.35

Address	Suburb / Community	Total
D8 Arnhem Crescent	Alyangula	1,432.65
H2 Ayawarra Crescent	Alyangula	1,300.16
LT3000 Poincianna Street	Alyangula	2,177.18
LT3006 Carpentaria Court	Alyangula	3,222.45
Medical Centre Poinciana Street	Alyangula	50,124.03
1-545 Angurugu Street	Angurugu	1,815.89
2-545 Angurugu Street	Angurugu	1,942.12
Clinic 369 Angurugu	Angurugu	10,530.02
34 Finke Road	Aputula	4,962.51
A-77 Finke Road	Aputula	1,086.21
B1-77 Finke Street	Aputula	956.37
B2-77 Finke	Aputula	426.11
31 Finke Road	Aputula	615.29
197 Barunga Road	Barunga	1,449.47
322 Barunga Road	Barunga	280.44
11 Mardango Crescent	Batchelor	3,736.70
12 Flynn Crescent	Batchelor	3,065.97
16 Flynn Crescent	Batchelor	829.95
17 Flynn Crescent	Batchelor	1,168.37
27 Pinaroo Crescent	Batchelor	13,302.33
6 Flynn Crescent	Batchelor	1,391.36
175 Beescreek Road	Bees Creek	15,763.50
Clinic 252 Belyuen Road	Belyuen	9,019.51
30 Tivendale Road	Berrimah	14,706.58
6 College Road	Berrimah	9.44
2 Bedsitt	Bonya	2,185.64
2-25 Jose Street	Borroloola	2,722.27
10 Sayle Court	Borroloola	5,731.96
11 Garawa Street	Borroloola	2,281.34
14 Mulholland Drive	Borroloola	5,876.30
1-557 Mulholland Street	Borroloola	349.39
1-6 Mulholland Street	Borroloola	914.91
17 Mulholland Street	Borroloola	4,348.26
1-75 Mulholland Street	Borroloola	2,366.41
1-9 Garawa Street	Borroloola	20,522.80
2-6 Mulholland Street	Borroloola	1,679.95
2-75 Mulholland Street	Borroloola	1,710.47

Address	Suburb / Community	Total
3 Harney Court	Borroloola	2,897.59
3-6 Mulholland Street	Borroloola	1,622.29
4 Harney Court	Borroloola	1,421.44
4-46 Anyula	Borroloola	3,087.99
4-6 Mulholland Street	Borroloola	3,728.83
9 Sayle Court	Borroloola	1,065.62
4 Canteen Creek Road	Canteen Creek	2,043.26
10 Canteen Creek Rd	Canteen Creek	2,137.19
117 Canteen Creek Rd	Canteen Creek	17,758.27
56 Canteen Creek Road	Canteen Creek	683.62
90 Canteen Creek Road	Canteen Creek	1,196.95
P-L 9 Scaturchio Street	Casuarina	10,541.01
G4-9 Scaturchio Street	Casuarina	2,831.82
G-Ft1 9 Scaturchio Street	Casuarina	10,898.29
G-Ft2 9 Scaturchio Street	Casuarina	18,289.60
G-Ft6 9 Scaturchio Street	Casuarina	1,650.71
L1-5 9 Scaturchio Street	Casuarina	316.25
L1-Ft1 9 Scaturchio Street	Casuarina	7,430.11
L1-Ft2 9 Scaturchio Street	Casuarina	10,419.92
S3 L1-9 Scaturchio Street	Casuarina	2,974.23
S4 L1-9 Scaturchio Street	Casuarina	15,353.16
Grnd-16 Scaturchio Street	Casuarina	4,856.91
258 Trower Road	Casuarina	36,014.65
S10-258 Trower Road	Casuarina	524.6
S11-258 Trower Road	Casuarina	1,717.42
S12-258 Trower Road	Casuarina	429.57
S1-258 Trower Road	Casuarina	1,117.13
S13-258 Trower Road	Casuarina	536.96
S14-258 Trower Road	Casuarina	1,090.87
S15-258 Trower Road	Casuarina	304.72
S16-258 Trower Road	Casuarina	172.14
S17-258 Trower Road	Casuarina	1,255.91
S2-258 Trower Road	Casuarina	1,298.51
S2-266 Trower Road	Casuarina	605.68
S25-258 Trower Road	Casuarina	2,858.97
S27-258 Trower Road	Casuarina	310.37
S4-258 Trower Road	Casuarina	1,635.06
S7-258 Trower Road	Casuarina	3,680.61

Address	Suburb / Community	Total
S9-258 Trower Road	Casuarina	1,015.35
182 Dickward Drive	Coconut Grove	136,786.68
38 Cavanagh - Manunda Place	Darwin	64,334.99
107 Docker River Rd	Docker River	1,124.91
25 Lepanto Street	Dundee Beach	239.74
51 Phoenix Circuit	Durack	1,430.11
1-6 O Sullivan Circuit	East Arm	48,803.79
2-6 O Sullivan Circuit	East Arm	9,955.23
5 Lancaster Road	Eaton	100,004.07
1-1 Vicary Street	Elliott	955.94
2-5 Vicary Street	Elliott	1,369.95
13 Bray Street	Elliott	200.62
16 Bray Street	Elliott	4,711.73
17 Bray Street	Elliott	1,196.98
18 Buchanan Street	Elliott	21,349.83
2-7 Vicary Street	Elliott	649.23
30 Buchanan	Elliott	1,197.27
5 Vicary Street	Elliott	1,382.96
6 Mcrae Street	Elliott	1,218.86
7 Vicary Street	Elliott	603.51
8 Mcrae Street	Elliott	919.61
9 Vicary Street	Elliott	1,000.42
22 Turner Street	Engawala	5,826.34
51 Webb Street	Engawala	639.9
B-70 Engawala Road	Engawala	717.73
Deet 50 Webb Street	Engawala	321.13
26 Epenarra Street	Epenarra	5,068.21
40 Epenarra Road	Epenarra	2,649.69
45 Epenarra Road	Epenarra	5,977.12
3 Gurd Street	Farrar	15,135.02
7A 3 Gurd Street	Farrar	5,733.57
Community Care 3 Gurd Street	Farrar	54,725.22
P-L-Db-L 3 Gurd Street	Farrar	2,250.97
P-Light 3 Gurd Street	Farrar	2,673.24
Ten1 3 Gurd Street	Farrar	11,568.91
Ten3 3 Gurd Street	Farrar	10,140.46
Ten4 3 Gurd Street	Farrar	7,434.97
Ten5 3 Gurd Street	Farrar	6,137.82

Address	Suburb / Community	Total
Ten6 3 Gurd Street	Farrar	4,786.47
Ten7 3 Gurd Street	Farrar	11,038.76
596 Chibnall Road	Fly Creek	158.16
1-404 Oval Street	Gunbalanya	2,135.23
1-598 Lily Court	Gunbalanya	1,183.73
1-599 Lily Court	Gunbalanya	1,440.16
1-643 Oval Street	Gunbalanya	2,867.15
2-404 Oval Street	Gunbalanya	3,465.43
2-598 Lily Court	Gunbalanya	1,433.65
404 Oval Street	Gunbalanya	142.52
527 Main Road	Gunbalanya	2,629.86
528 Main Road	Gunbalanya	2,636.29
532 Billabong Crescent	Gunbalanya	1,683.45
534 Billabong Crescent	Gunbalanya	4,010.82
536 Billabong Crescent	Gunbalanya	2,745.73
551 Pandanus Court	Gunbalanya	2,406.46
603 Lily Court	Gunbalanya	2,455.69
Clinic 503 Arrmunbu Street	Gunbalanya	21,788.68
62 Haasts Bluff Road	Haasts Bluff	1,082.89
72 Haasts Bluff	Haasts Bluff	946.14
Clinic 78 Haasts Bluff	Haasts Bluff	3,698.18
Nq-79 Haasts Bluff	Haasts Bluff	1,895.92
114 Harts Range Road	Harts Range	876.45
Clinic 60 Sphene	Harts Range	10,861.12
10 Plenty Highway	Harts Range	1,465.45
2 Plenty Highway	Harts Range	2,349.88
8 Plenty Highway	Harts Range	1,916.15
Nq 1 Plenty Highway	Harts Range	1,399.59
1 Auld Place	Jabiru	400.49
1 Kinjo Place	Jabiru	604.64
10 Civic Drive	Jabiru	740.44
1-12 Kinjo Place	Jabiru	581.11
14 Mcgorrerey	Jabiru	1,120.53
2 Kinjo Place	Jabiru	1,047.45
2019 Flinders Street	Jabiru	49,271.17
3 Roper Place	Jabiru	1,082.30
3-12 Kinjo Place	Jabiru	688.99
67 Civic Drive	Jabiru	1,015.65

Address	Suburb / Community	Total
7 Carrington Place	Jabiru	1,318.70
8 Broad Place	Jabiru	1,069.58
4 Frew Place	Jabiru	1,593.14
4 Thring Place	Jabiru	567.59
41 Kinchela Road	Jabiru	822.41
Clinic 78 Pmara Jutunta Road	Jutunta	1,712.12
S20-37 Kalymnos Drive	Karama	2,054.34
13-1 Bogart Drive	Katherine	2,067.87
10-1 Bogart Drive	Katherine	1,862.70
10-5 Bergman Circuit	Katherine	1,515.51
1-1 Bogart Drive	Katherine	671.7
1-14 Mott Crescent	Katherine	2,635.06
11A Second Street	Katherine	3,160.24
12 Bergman Court	Katherine	3,478.41
12-1 Bogart Drive	Katherine	1,033.57
14-1 Bogart Drive	Katherine	1,690.26
16-5 Bergman Circuit	Katherine	1,014.75
18-1 Bogart Drive	Katherine	1,509.65
185 Giles Street	Katherine	556,904.71
20-1 Bogart Drive	Katherine	335
2-14 Mott Crescent	Katherine	1,974.30
22 Clarke Crescent	Katherine	1,166.67
24 Heron Crescent	Katherine	1,759.71
3-1 Bogart Drive	Katherine	1,189.47
4-1 Bogart Drive	Katherine	1,668.22
4-14 Mott Crescent	Katherine	552.77
5 Kintore Street	Katherine	15,287.34
5 Rutt Court	Katherine	246.64
5-1 Bogart Drive	Katherine	1,544.84
6-1 Bogart Drive	Katherine	2,077.27
7 Travers Court	Katherine	240.9
7-5 Bergman Circuit	Katherine	644.33
7-6 Lorre Court	Katherine	2,986.30
8-1 Bogart Drive	Katherine	1,222.88
Ext 1-5 First Street	Katherine	151,931.20
Ext 2-5 First Street	Katherine	29,216.77
MP 1-185 Giles Street	Katherine	273,668.25
MP 2-185 Giles Street	Katherine	25,971.01

Address	Suburb / Community	Total
1 Luritja Road	Kings Canyon	10,700.10
1-5 Luritja Road	Kings Canyon	1,478.36
3 Luritja Road	Kings Canyon	2,051.36
5 Luritja Road	Kings Canyon	480.81
123 Pitjara Street	Lake Nash	3,238.33
131 Pitjara Street	Lake Nash	2,935.38
15 Pitjara Street	Lake Nash	1,933.61
21 Lake Nash Street	Lake Nash	11,239.75
22 Lake Nash Street	Lake Nash	3,293.73
1001 Napperby Village	Laramba	51.87
84 Staff Street	Laramba	883.68
94-A Laramba Road	Laramba	799.64
94-B Laramba Road	Laramba	559.78
Clinic 74 Ayerrer	Laramba	3,768.05
Clinic 86 Staff	Laramba	1,220.62
B-480 Maningrida	Maningrida	2,668.84
1-172 Milikapiti Street	Milikapiti	1,930.02
171 Milikapiti Street	Milikapiti	3,089.41
180 Milikapiti Street	Milikapiti	1,653.31
2-172 Milikapiti Street	Milikapiti	1,781.81
398 Milikapiti Street	Milikapiti	28,453.15
A-360 Milikapiti Street	Milikapiti	1,082.93
A-123 Dhurrulnc Road	Milingimbi	1,952.74
86 Milyakburra	Milyakburra	1,282.56
A-85 Milyakburra	Milyakburra	465.3
B-85 Milyakburra	Milyakburra	1,526.96
Clinic 6 Milyakburra	Milyakburra	8,202.30
106 Mt Liebeg Road	Mt. Liebeg	1,780.33
107 Mt. Liebeg Road	Mt. Liebeg	2,408.19
20 Mt Liebeg Road	Mt. Liebeg	5,902.58
76 Mt. Liebig Road	Mt. Liebeg	765.78
A-108 Mt. Liebig Road	Mt. Liebeg	1,348.91
B-108 Mt. Liebig Road	Mt. Liebeg	910.82
1-115 Nauiyu Nambiyu St	Nauiyu	2,649.61
126 Nauiyu Nambiyu	Nauiyu	30,735.18
2-115 Nauiyu Nambiyu	Nauiyu	2,230.62
A-76 Nauiyu Nambiyu	Nauiyu	1,131.71
H70 97 Nauiyu Nambiyu	Nauiyu	4,384.58

Address	Suburb / Community	Total
1-74 Nganmarriyanga	Nganmarriyanga	580.47
33 Nganmarriyanga St	Nganmarriyanga	1,207.12
38 Nganmarriyanga St	Nganmarriyanga	1,081.06
77 Nganmarriyanga	Nganmarriyanga	6,202.46
B2-38 Nganmarriyanga	Nganmarriyanga	1,163.97
B38 Nganmarriyanga	Nganmarriyanga	1,310.76
U3 Nganmarriyanga	Nganmarriyanga	1,090.08
U4 Nganmarriyanga	Nganmarriyanga	789.34
1-695 Puti Drive	Nguiu	3,584.26
1-701 Puti Drive	Nguiu	3,211.47
1-855 Puti Drive	Nguiu	1,781.61
2-695 Puti Drive	Nguiu	705.19
2-701 Puti Drive	Nguiu	3,515.22
2-742 Nguiu Street	Nguiu	1,254.83
3-742 Nguiu Street	Nguiu	1,730.86
3-743 Nguiu Street	Nguiu	2,296.60
698 Puti Drive	Nguiu	3,694.44
699 Nguiu Street	Nguiu	2,479.82
739 Nguiu Street	Nguiu	3,115.57
A-746 Nguiu Street	Nguiu	2,345.82
B-694 Nguiu Street	Nguiu	1,869.45
Renal L693 Puti Drive	Nguiu	158,847.74
2-855 Puti Drive	Nguiu	1,472.19
3-855 Puti Drive	Nguiu	1,959.43
702 Nguiu Street	Nguiu	4,445.67
741 Nguiu Street	Nguiu	2,315.36
A-694 Nguiu Street	Nguiu	1,253.65
B-741 Nguiu Street	Nguiu	2,190.69
Clinic 737 Puti Drive	Nguiu	134,890.86
332 Balamurra	Ngukurr	7,286.82
1 Cassia Close	Nhulunbuy	3,745.64
1 Chesterfield Circuit	Nhulunbuy	1,416.04
1 Lillipilli Close	Nhulunbuy	3,906.68
10 Lacebark Avenue	Nhulunbuy	4,094.39
10 Matthew Flinders Way	Nhulunbuy	1,963.58
11 Chesterfield Circuit	Nhulunbuy	750.52
12 Leach Road	Nhulunbuy	688.53
14 Mimosa Close	Nhulunbuy	3,530.10

Address	Suburb / Community	Total
16 Casuarina Avenue	Nhulunbuy	6,462.04
2 Tamarind Avenue	Nhulunbuy	1,865.17
21 Chesterfield Circuit	Nhulunbuy	2,090.76
2-22 Klyn Circuit	Nhulunbuy	1,091.81
25-8 Chippis Road	Nhulunbuy	1,286.65
3 Chesterfield Circuit	Nhulunbuy	3,744.29
33 Providence Circuit	Nhulunbuy	3,699.20
37 Jasper Road	Nhulunbuy	7,027.01
3A Chesterfield Circuit	Nhulunbuy	3,172.07
4 Binga Binga Court	Nhulunbuy	2,510.70
4 Melaleuka Close	Nhulunbuy	5,669.80
4 Nandina Close	Nhulunbuy	5,579.72
4 Sava Street	Nhulunbuy	2,773.11
5 Chesterfield Circuit	Nhulunbuy	2,001.09
5 Sandalwood Avenue	Nhulunbuy	2,441.45
56 Chesterfield Circuit	Nhulunbuy	1,725.62
5A Chesterfield Circuit	Nhulunbuy	3,501.65
67 Pandora Circuit	Nhulunbuy	4,195.27
7 Beagle Circuit	Nhulunbuy	4,072.07
7 Chesterfield Circuit	Nhulunbuy	3,408.83
80 Matthew Flinders	Nhulunbuy	897,726.58
87 Chesterfield Circuit	Nhulunbuy	30,176.87
9 Chesterfield Circuit	Nhulunbuy	1,163.08
9 Lacebark Avenue	Nhulunbuy	1,124.85
9-8 Chippis Road	Nhulunbuy	1,690.35
BK2-3002 Eugenia Avenue	Nhulunbuy	35.26
Gove Airport Hangar	Nhulunbuy	4,479.78
1-41 Hermansburg Road	Ntaria	2,481.62
146 Hermansburg Road	Ntaria	1,837.85
195 Hermansburg Street	Ntaria	1,876.27
2-195 Hermansburg Road	Ntaria	1,387.46
2-41 Hermansburg Road	Ntaria	1,349.44
315 Raberaba Circuit	Ntaria	16,611.67
36 Hermansburg Road	Ntaria	1,333.44
40 Hermansburg Road	Ntaria	3,021.02
141 Numbulwar Street	Numbulwar	30,918.41
170 Numbulwar Street	Numbulwar	4,016.23
192 Numbulwar Street	Numbulwar	3,241.79

Address	Suburb / Community	Total
200 Numbulwar Street	Numbulwar	3,266.66
A-141 Numbulwar Road	Numbulwar	1,957.50
B-141 Numbulwar Street	Numbulwar	956.56
C-301 Numbulwar Street	Numbulwar	979.3
68 Ngapiri Avenue	Nyirippi	1,041.92
73 Ngapiri Avenue	Nyirippi	1,494.76
74 Ngapiri Avenue	Nyirippi	956.25
Clinic 139 Yurrkaru Corner	Nyirippi	6,381.00
2-152 Nyirripi Road	Nyirippi	539.65
Mge-142 Nyirripi	Nyirippi	214.41
213 Taylor Road	Palmerston	1,379,675.34
S2-2 Chung Wah Terrace	Palmerston	14,797.87
1-302 Papunya	Papunya	1,207.98
228 Papunya Road	Papunya	3,054.33
229 Papunya Road	Papunya	1,383.91
266 Papunya Road	Papunya	1,582.26
302 Papunya Road	Papunya	4,122.67
Clinic 224 Papunya Road	Papunya	20,346.60
12 Ross Smith Avenue	Parap	32,563.20
T1 3 Nylander Street	Parap	4,524.30
18 Peppimenarti Street	Peppiminarti	2,789.79
53 Peppimenarti Street	Peppiminarti	1,691.27
73 Peppimenarti Street	Peppiminarti	8,718.18
2-20 Baxter Terrace	Pine Creek	1,629.84
32 Baxter Terrace	Pine Creek	14,149.05
33 Millar Terrace	Pine Creek	3,808.65
4 Phillip Street	Pine Creek	2,585.08
5 Phillips Street	Pine Creek	2,653.83
198 Pirlangimpi Street	Pirlangimpi	2,005.47
213 Pirlangimpi Street	Pirlangimpi	1,882.33
238 Pirlangimpi Street	Pirlangimpi	24,573.17
280 Pirlangimpi Street	Pirlangimpi	5,175.94
113 Robinson River Road	Robinson River	29,382.45
44 Robinson River Road	Robinson River	1,278.90
70 Robinson River Road	Robinson River	891.74
81 Robinson River Road	Robinson River	2,858.55
82 Robinson River Road	Robinson River	1,562.19
83 Robinson River Road	Robinson River	1,660.74

Address	Suburb / Community	Total
84 Robinson River Road	Robinson River	1,641.42
Clinic 30 Fourth Street	Tara	2,818.52
2A Neutral Junction Station	Tara	1,150.59
1 Wilson Street	Tennant Creek	3,818.20
1-29 Leichhardt Street	Tennant Creek	991.89
1-45 Schmidt Street	Tennant Creek	910.74
19 Kittle Street	Tennant Creek	1,202.13
19 Thompson Street	Tennant Creek	1,249.61
1-92 Staunton Street	Tennant Creek	575.5
21 Schmidt Street	Tennant Creek	3,117.67
22 Staunton Street	Tennant Creek	230.95
2-29 Leichhardt Street	Tennant Creek	1,016.72
23 Staunton Street	Tennant Creek	497.22
2-44 Ambrose Street	Tennant Creek	225.9
2-45 Schmidt Street	Tennant Creek	660.29
24-7 Blain Street	Tennant Creek	144.96
25 Hollis Street	Tennant Creek	447.61
28 Leichhardt Street	Tennant Creek	152.9
28 Meyers Street	Tennant Creek	1,146.44
3-29 Leichhardt Street	Tennant Creek	659.72
3-41 Schmidt Street	Tennant Creek	1,676.44
3-44 Ambrose Street	Tennant Creek	502.29
36 Turner Street	Tennant Creek	730.21
4 Caroline Street	Tennant Creek	532.26
4 Iris Street	Tennant Creek	2,062.69
4 Meyers Street	Tennant Creek	1,621.11
43 Eldorado Street	Tennant Creek	723.34
4-43 Schmidt Street	Tennant Creek	669.11
45 Schmidt Street	Tennant Creek	602,716.35
5-29 Leichhardt Street	Tennant Creek	341.79
55 Thompson Street	Tennant Creek	3,465.19
5-781 Paterson Street	Tennant Creek	254.79
6 Leichhardt Street	Tennant Creek	351.53
6A Leichhardt Street	Tennant Creek	283.28
8 Zigenbine Court	Tennant Creek	685.78
U3 45 Schmidt Street	Tennant Creek	1,756.25
34 Narrows Road	The Narrows	2,819.37
2-4 Palmer Street	Ti Tree	1,636.50

Address	Suburb / Community	Total
14 Palmer Street	Ti Tree	12,876.32
20 Palmer Street	Ti Tree	399.81
21 Palmer Street	Ti Tree	707.69
7 Hese Street	Ti Tree	1,813.14
9 Palmer Street	Ti Tree	2,211.45
12 Maryvale Road	Titjikala	1,072.05
53 Maryvale Road	Titjikala	13,689.90
62 Maryvale Road	Titjikala	2,700.02
78 Maryvale Street	Titjikala	1,717.16
105 Rocklands Drive	Tiwi	4,960,095.27
2-244 Umbakumba St	Umbakumba	1,912.80
287 Alyarrkangka Crescent	Umbakumba	7,567.82
287 Umbakumba Road	Umbakumba	8,945.13
1-514 Wadeye Street	Wadeye	2,936.65
1-558 Wadeye Street	Wadeye	979.42
1-566 Wadeye Street	Wadeye	771.09
1A-505 Cemetery Road	Wadeye	1,380.26
2-514 Wadeye Street	Wadeye	2,273.52
2-558 Wadeye Street	Wadeye	876.12
2-566 Wadeye Street	Wadeye	776.28
490 Perdjert Street	Wadeye	39,119.16
517 Wadeye Street	Wadeye	1,185.30
528 Wadeye Street	Wadeye	3,607.84
601 Nguluyguy Street	Wadeye	1,285.42
627 Wadeye Road	Wadeye	881.61
628 Wadeye Road	Wadeye	1,846.24
629 Perdjert Street	Wadeye	535.93
629 Wadeye Road	Wadeye	717.91
630 Wadeye Road	Wadeye	946.35
632 Wadeye Street	Wadeye	766.76
634 Wadeye Street	Wadeye	1,126.82
797 Perdjert Street	Wadeye	2,095.01
A-504 Cemetery Road	Wadeye	1,570.00
B-504 Cemetery Road	Wadeye	578.1
B-631 Wadeye Road	Wadeye	816.38
B-633 Wadeye Road	Wadeye	1,566.03
159 Erickson Crescent	Wagait Beach	1,705.40
94 Baluria Road	Wagait Beach	2,816.59

Address	Suburb / Community	Total
68 Wallace Rockhole	Wallace Rockhole	1,242.29
S2-3 Wanguri Place	Wanguri	171.47
S5-3 Wanguri Place	Wanguri	431.03
131 Willowra Road	Willowra	2,411.99
13 Yatijarra Place	Willowra	1,954.55
132 Willowra Road	Willowra	1,917.06
15 Yatijarra Place	Willowra	784.39
50 Lander River Road	Willowra	1,020.93
58 Lander River Road	Willowra	7,056.73
25 Anmatjere Street	Wilora	1,692.01
10 Arrunge Court	Yuelamu	305.57
9 Arrunge Crescent	Yuelamu	701.18
Clinic 67 Newmatey Street	Yuelamu	5,521.90
1-433 Conniston Road	Yuendumu	901.93
1-434 Conniston Road	Yuendumu	962.11
1-570 Ti Tree Crescent	Yuendumu	1,615.49
1-613 First Street	Yuendumu	1,477.40
1-614 First Street	Yuendumu	1,313.47
1-658 Burkuma Road	Yuendumu	1,353.26
2-433 Conniston Road	Yuendumu	1,487.21
2-434 Conniston Road	Yuendumu	842.65
2-570 Ti Tree Crescent	Yuendumu	2,368.61
2-613 First Street	Yuendumu	1,803.07
2-614 First Street	Yuendumu	1,737.75
2-658 Burkuma Road	Yuendumu	1,766.76
3-432 Conniston Road	Yuendumu	802.44
431 Tanami Creek	Yuendumu	981.72
433 Conniston Road	Yuendumu	431.33
434 Conniston Road	Yuendumu	560.5
447 Ti Tree Court	Yuendumu	1,951.55
521 Tanami Road	Yuendumu	898.11
601 Second Street	Yuendumu	1,036.38
602 Second Street	Yuendumu	1,007.64
73 Arrunge Crescent	Yuendumu	176.55
612 Park Street	Yuendumu	38,471.83
Grand Total		12,843,499.14

34 What is the total annual leased space of each Government building used by each Agency/authority and at what cost for the period 24 August 2024 to 31 March 2025?

35 How much Government owned or leased premises or office space is currently under-utilised (at less than 100 per cent occupied) or vacant?

A whole-of-government response to questions 34 and 35 will be provided by the Department of Corporate and Digital Development.

FEES AND CHARGES

36 Please detail the statutory or legislative fees and charges levied by your Agency/authority, the revenue raised in the 2024/25 financial year and whether any of these fees and charges were increased following the 2024 election.

Fees and Charges	NT/Commonwealth Legislation	Revenue to 31 March 2025	Increased after the 2024 election
Medicare benefits from primary care referred and private patients	<i>Health Insurance Act (Cth)</i>	\$0.08 million	No increases.
Public hospital services to Medicare ineligible and compensable patients	<i>Medical Services Act (NT)</i>	\$14.10 million	No increases.
Inpatient medical treatment and medical evacuations provided to eligible road users injured in an accident	<i>Motor Accidents Compensation Act (NT)</i>	\$3.68 million	No increases.
Nursing home type patients, same day procedures and overnight accommodation for patients who elect to use their private health insurance	<i>Health Insurance Act (Cth)</i>	\$1.29 million	No increases.
Treatment of eligible persons in Territory public hospitals	<i>Veterans Entitlement Act; Military Rehabilitation and Compensation Act (Cth) Safety Rehabilitation and Compensation Act and the Australian Participants in</i>	\$4.94 million	No increases.

	<i>British Nuclear Test (Treatment) Act.</i>		
Public health licence fees	<i>Public Health Act and NT Food Act (NT)</i>	\$0.32 million	No increases. The licence fee indexed to the value of a revenue unit. This has increased from \$1.35 to \$1.41 per revenue unit.
Radiation application and licence fees	<i>Radiation Protection Act (NT)</i>	\$.036 million	No increases. The licence fee indexed to the value of a revenue unit. This has increased from \$1.35 to \$1.41 per revenue unit.
Medicine and poisons control licences	<i>Medicines, Poisons and the Therapeutic Foods Act (NT)</i>	\$.019 million	No increases. The licence fee indexed to the value of a revenue unit. This has increased from \$1.39 to \$1.41 per revenue unit.
TOTAL		\$24.465 million	

INTERNAL AUDITS

37 How many internal audits and financial investigations were conducted in the period 24 August 2024 to 31 March 2025?

There were 6 internal audits and nil financial investigations conducted during the period.

38 What were the terms of reference or focus for each investigation?

Internal audit/investigation	Terms of Reference or focus
Recruitment of locums	Procurement and delegations
Occupational violence in an Emergency Department	Mitigation of specific risks to staff
Travel	Compliance with travel rules

Medical service contract review	Future improvements in contract structure
Cabinet information security	Security of confidential information
Value for Territory	Compliance with procurement rules

39 Please provide details of any fraud, anomalies, breaches of financial legislation or Northern Territory Government policy and procedures exposed by the audits and financial investigations.

Breaches identified during the reporting period relate to breaches of:

Procurement: Tier 1 transactions without evidence of proper approval and Tier 3 to 5 procurements, without contract management plans or performance reporting.

Travel: acquittals not done, costs incurred beyond approved amounts, overpaid travel allowances, and approval beyond delegated authority.

Medical service provider contract compliance audit: Signed contracts not available to the auditor, contradictions in terms compared to practice, potential conflicts of interest, absence of a contract management plan, and poor record keeping.

Locums engagement: engagement without documented approval, approval beyond delegated authority at the time, failure to obtain pre-approval for engagements, unsigned engagement contracts, payment without approved timesheets, employment contract not able to be sighted by the auditor, inadequate documentation of agreement to pay costs, such as travel, hire cars, meals and accommodation.

40 How many agencies have been referred to existing bodies, e.g. Auditor-General/Independent Commission Against Corruption (ICAC), and how?

Agencies would not be privy to details of referrals made to Independent Statutory Officers.

41 How many have been resolved? Please detail the agency referred to, the date of referral and the date resolved, including those with multiple referrals.

Agencies would not be privy to details of referrals made to Independent Statutory Officers.

BOARDS / ADVISORY BODIES

42 Please detail all boards and advisory bodies in your Agency in 2024/25, also providing the following information:

- a) **The Terms of Reference, if changed since the election.**
- b) **The current members and when they were appointed**

Approved Procedures and Quality Assurance Committee

- a) There were no changes to the Terms of Reference in the period of 24 August 2024 to 31 March 2025.
- b) The current members and date first appointed.

Name	Surname	Position	Date First Appointed
David	Mitchell	Chairperson	25/11/2022
Adele	Northwood	Member	25/11/2022
Christine	Kuhl	Member	21/03/2022
Josephien	Rio	Member	10/09/2024
Lachlan	Rowe	Member	25/03/2022
Lyn	Walsh	Member	25/11/2022
Mary	Frost	Member	25/11/2022
Michelle	McColm	Member	25/11/2022
Phyllis	Gorey	Member	23/01/2025
Rebecca	Creek	Member	03/12/2024
Robert	Parker	Member	25/11/2022
Saji	Rana	Member	23/09/2024
Sarah	Anstey	Member	07/04/2025
Tanya	Wright	Member	15/04/2025
Toni	Amiet	Member	01/10/2024

Community Visitor Program

- a) There were no changes to the Terms of Reference in the period of 24 August 2024 to 31 March 2025.
- b) The current members and date first appointed.

Name	Surname	Position	Date First Appointed
Community Visitor Program			
Jeswynn Rohan	Yogaratham	Chairperson	20/09/2023
Biji Ajith	Kumar	Member	06/05/2023
Bruce Martin	Owens	Member	26/10/2022
Cassandra	Griffiths	Member	20/08/2018
Clement (Chun Wai)	Ng	Member	07/12/2022
Deirdre Christine	Martin	Member	06/05/2023
Elizabeth Jane	Gilliam	Member	06/05/2023
Hiltrud	Kivelitz	Member	29/07/2020
James	Holland	Member	24/08/2017
Josie Louise	Short	Member	16/05/2024
Kim Maree	McRae	Member	05/12/2019
Margaret	Furber	Member	20/08/2018
Nicole Lauren	McAloon	Member	16/05/2024
Nicole Louise	O'Connor	Member	16/01/2020
Ryan Peter	Wakeling	Member	31/07/2024
Sophie	Staughton	Member	27/05/2015
Steven James	Wheelhouse	Member	31/07/2024
Susan Eileen McKenna	Burns	Member	26/10/2022

Wendy Joy	Morton	Member	06/05/2023
Community Visitor Program – Alice Springs Hospital			
Alexandra Mary	Craig	Member	07/12/2022
Community Visitor Program – Royal Darwin Hospital			
Sarah Ruth	Giles	Chairperson	01/03/2004
Georgia Kate	Hagias	Member	20/01/2022
Mathews	David	Member	08/11/2024
Community Visitor Program – Secure Care Facility (Alice Springs)			
Nil members currently.			

Health Advisory Committee

- There were no changes to the Terms of Reference in the period of 24 August 2024 to 31 March 2025.
- The current members and date first appointed.

Name	Surname	Position	Date First Appointed
Darrin	Whatley	Member	08/07/2022
Fiona	Djerrkura	Member	08/07/2022
Megan	Pickering	Member	03/11/2022
Phillip	Walcott	Member	08/07/2022
Sivaram	Vemuri	Member	08/07/2022

NT Behaviour Support Plan Review Panel

- There were no changes to the Terms of Reference in the period of 24 August 2024 to 31 March 2025.
- The current members and date first appointed.

Name	Surname	Position	Date First Appointed
Geoffrey John	Stirk	Chairperson	06/02/2023
David James	Bosanko	Member	06/02/2023
Leeann Tracy	Ramsamy	Member	06/02/2023

Pharmacy Premises Committee

- There were no changes to the Terms of Reference in the period of 24 August 2024 to 31 March 2025.
- The current members and date first appointed.

Name	Surname	Position	Date First Appointed
Stephanie	Giles	Chairperson	20/06/2022
Monica	Baumgartner	Member	20/06/2022
Sin Hui	Ng	Member	20/06/2022

Scheduled Substances Clinical Advisory Committee

- There were no changes to the Terms of Reference in the period of 24 August 2024 to 31 March 2025.
- The current members and date first appointed.

Name	Surname	Position	Date First Appointed
Samuel	Keitaanpaa	Chairperson	01/05/2018
Colleen	Niland	Member	03/10/2022

Daniel	Wilson	Member	03/10/2022
David	Chapman	Member	01/02/2016
Eswaran	Warran	Member	26/02/2025
Gagarn	Garg	Member	26/02/2025
Gavin	Chin	Member	01/05/2014
Hazel	Hoult	Member	03/10/2022
Kim	Rawsthorne	Member	03/10/2022
Maria	Giacon	Member	01/05/2018
Meredith	Earley	Member	03/10/2022
Raghavendra	Parige	Member	03/10/2022
Susan	Johnston	Member	01/05/2018
Thomas	Eason	Member	03/10/2022

43 The number of times the Board met during the period 24 August 2024 to 31 March 2025.

Committee	No. of Meetings 24 August 2024 to 31 March 2025
Approved Procedures and Quality Assurance Committee	2
Community Visitor Program	15
Community Visitor Panel – Alice Springs Hospital	0
Community Visitor Panel – Royal Darwin Hospital	2
Community Visitor Panel – Secure Care Facility (Alice Springs)	0
Health Advisory Committee	1
NT Behaviour Support Plan Review Panel	0
Pharmacy Premises Committee	1
Scheduled Substances Clinical Advisory Committee	0

REVIEWS AND INQUIRIES

44 Details of all reviews and inquiries completed or commenced since 24 August 2024, also providing the following information:

Northern Territory Infant, Child and Adolescent Mental Health System Roadmap to Reform

In 2024, NT Health committed to leading a whole-of-system reform process to establish a roadmap to reform for infants, children, young people, and their families across the Northern Territory (NT).

NT Health will be leading the development of a Roadmap to Reform for the NT Infant, Child and Adolescent (ICA) Mental Health System to guide a whole-of-system approach to ensure the voices of key stakeholders are heard, establishing a shared vision and clear steps for action. Further, it serves as a timely opportunity to realise recommendations made from existing reviews and leverage lessons learned from other jurisdictions.

In line with a national reform agenda, the NT ICA Mental Health System has demonstrated a clear focus on coordinating services to meet the mental health needs of children, their families, carers, and kin. In particular, ensuring equitable access to care and better supporting the workforce remain critical priorities for reform. In response to these challenges, a range of system-wide reviews and reform initiatives have been undertaken to identify improvements across community and hospital-based services, balancing Territory-wide aspirations with local needs. This includes, but is not limited to: the 2020 Child and Adolescent Mental Health Clinical Services Review undertaken by EY; the 2021 'Better Together' Review; recent work undertaken across Central Australia Mental Health Service (CAMHS) to address waitlists; establishment of a 'Territory Wide Child and Youth Mental Health Clinical Design Reference Group'; and addressing recommendations to progress a Territory-wide service for CAMHS and Forensic services; and efforts to address Coronial inquest findings.

a) The Terms of Reference

- To establish a clear, well-supported path to enacting change
- To support an inclusive engagement process that identifies priority opportunities for change to be implemented through a clear and coordinated Roadmap to Reform.

b) The criteria for selection of all panel members

Criteria for selection of the successful panel service provider (AGC21-0265 – Provision of Professional Advisory Services – Child and Adolescent Mental Health Roadmap to Reform) – (purchase of an existing panel contract) included:

- Capacity and timeliness.
- Scope specific (previous similar work and resume of the consultants).
- Price.

c) The composition, qualifications and state or Territory of residence of the persons undertaking the review/inquiry

NT Health invited one panel contractor for the development of a mental health services roadmap and model of care in the NT as this project required highly specialised knowledge and expertise to produce the quality outputs.

Key reasons why NT Health procured Nous Group:

- Nous Group has assisted the Western Australian (WA) Government Department of Health for over 3 years with significant mental health service reforms. Since 2021, Nous WA consultants have been contracted for the review and development of WA Health infant, child, and youth tertiary mental health services. They are delivering high-quality outputs, involving numerous proposed models of care which indicates the highly specialised knowledge and expertise of the Nous WA team across this subject area.

- NT Health benefited from securing the expertise and recent experience of the Nous Group team to undertake a similar complex consultancy, assisting with service redesign with proposed models of care to support greater integration and accessibility in urban, remote, and very remote communities across the Territory.
- Major deliverables for the consultancy included a roadmap report to child and adolescent mental health service reform, and a proposed model of care developed in consultation with partner stakeholders, children, youth, their families, and communities most in need. Nous WA have multiple recent examples of similar work produced for WA Department of Health that clearly demonstrate ability to provide expected deliverables.
- Nous Group has numerous staff with academic and professional experience and expertise in public policy, mental health service design and provision.

d) The cost of the review/inquiry

The procured service is at a cost of \$82,500 inclusive of GST.

e) How the information was/is accumulated to contribute to the review/inquiry

A range of previous reviews, coronial recommendations, research on best practice. Consultation with a broad range of stakeholders from youth lived experience groups, out-of-home care lived experience groups, education sector, peak bodies, paediatric services, child protection and youth justice services, youth support services, trauma services, Aboriginal Controlled Health service sector, NGO sector (mental health, youth, family, health).

f) If completed, when, the outcome and whether the report has been tabled in the Legislative Assembly

Yet to be completed.

g) If not completed when this is expected

- Project plan and workshop development: Week 1
- Estimated timeline reflecting key project milestones: Week 1
- Stakeholder meetings/consultations: Weekly (as required)
- Draft report of the roadmap of care for infant, child and adolescent mental health and alcohol and other drugs: Week 12
- Final roadmap report to an NT model of care for infant, child and adolescent mental health and alcohol and other drugs: Week 14 (end of May 2025)

WORKPLACE HEALTH AND SAFETY

45 Please provide the number, nature and cost of reportable safety issues for the period 24 August 2024 to 9 December 2024.

NT Health had 13 reportable incidents between, 24 August 2024 to 31 March 2025 the nature of which included, infrastructure incidents, dangerous occurrences, electric shock/fire and death/injury-related incidents.

Specific cost data for each incident is not provided in the data available and would be too administratively onerous to compile.

46 Please detail the number of stress-related matters and claims for the period 24 August 2024 to 9 December 2024.

For the period 24 August 2024 to 31 March 2025, the number of stress-related matters were 28.

For the period 24 August 2024 to 31 March 2025, Gallagher Bassett reported that 17 workers compensation claims were submitted with 9 claims denied/disputed and zero claims pending.

REGIONAL OFFICES

47 Please detail expenditure on staff located in regional offices across the Territory. Include the number of staff, their functions and outcomes achieved since 24 August 2024. What are the locations for which they are responsible?

Location	Paid Staff
Barkly	179
Big Rivers	345
Central Australia	1,914
East Arnhem	257
Greater Darwin	5,616
Top End	140
Total	8,451

A fulsome response has not been provided to this question as to do so would be too administratively onerous. A partial response is therefore provided below.

At 31 March 2025, NT Health had 8,451 staff who operate across all regions to provide the full spectrum of essential, quality health services, from health promotion to prevention, treatment, rehabilitation, and palliative care across the life course.

We strive to provide accessible care for all Territorians that is culturally appropriate, evidence-based and as close to home as possible.

NT Health has 7 corporate offices, 6 hospitals and 68 health clinics in urban, rural and remote communities and homelands across the Territory. Our dedicated primary and public health teams work to provide outreach services to community centres, remote healthcare clinics and schools.