



# LEGISLATIVE ASSEMBLY OF THE NORTHERN TERRITORY

No. 206

## WRITTEN QUESTION

Ms Uibo to the Minister for Agriculture and Fisheries, Hon Gerard Maley MLA:

### Department of Agriculture and Fisheries Administration

Cost for the Department of Agriculture and Fisheries to complete these responses is \$7,657.83.

### STAFFING

1. (a) Please advise the number of staff employed in the following categories as of 31 March 2026:

Category	FTE	Head Count (Actual)	NT-based	Located outside NT
1. Ongoing Full Time	218.7	221	220	1
2. Ongoing Part Time	14.34	19	19	0
3. Fixed Term Full Time	58.2	59	58	1
4. Fixed Term Part Time	4.37	7	7	0
5. Casual Contract	5.14	9	9	0
6. Executive Contract	10	10	10	0
<b>Total</b>	<b>310.75</b>	<b>325</b>	<b>323</b>	<b>2</b>

- (b) Please provide, for each of the six categories above: the relevant position classifications and the number of staff employed against each classification.

Category	Classification	FTE	Head Count (Paid)	NT-based	Located outside NT
1. Ongoing Full Time	Administrative Officer 3	4	4	4	0
	Administrative Officer 4	9	9	9	0
	Administrative Officer 5	14	14	14	0
	Administrative Officer 6	20.6	21	21	0

	Administrative Officer 7	12	12	12	0
	Physical 2	1	1	1	0
	Physical 7	1	1	1	0
	Professional 1	7.56	8	8	0
	Professional 2	13.5	14	14	0
	Professional 3	27.5	28	27	1
	Senior Administrative Officer 1	10.83	11	11	0
	Senior Administrative Officer 2	6	6	6	0
	Senior Professional Officer 1	12	12	12	0
	Senior Professional Officer 2	10	10	10	0
	Technical 1	2	2	2	0
	Technical 2	10	10	10	0
	Technical 2 - RDO	2	2	2	0
	Technical 3	29.8	30	30	0
	Technical 4	19.91	20	20	0
	Technical 5	5	5	5	0
	Technical 6	1	1	1	0
	<b>Total</b>	<b>218.7</b>	<b>221</b>	<b>220</b>	<b>1</b>

Category	Classification	FTE	Head Count (Paid)	NT-based	Located outside NT
2.Ongoing Part Time	Administrative Officer 3	1.11	2	2	0
	Administrative Officer 4	1.74	2	2	0
	Administrative Officer 5	1.75	2	2	0
	Administrative Officer 7	2.12	3	3	0
	Professional 2	2.24	3	3	0
	Professional 3	2.5	3	3	0
	Senior Administrative Officer 1	1.24	2	2	0
	Senior Professional Officer 2	0.93	1	1	0
	Technical 4	0.71	1	1	0
	<b>Total</b>		<b>14.34</b>	<b>19</b>	<b>19</b>

Category	Classification	FTE	Head Count (Paid)	NT-based	Located outside NT
3.Fixed Term Full Time	Administrative Officer 3	1	1	1	0

	Administrative Officer 4	1	1	1	0
	Administrative Officer 5	3	3	3	0
	Administrative Officer 6	4	4	3	1
	Graduate Trainees	2	2	2	0
	Professional 1	3	3	3	0
	Professional 2	9	9	9	0
	Professional 3	5	5	5	0
	Senior Administrative Officer 1X	1	1	1	0
	Technical 1	1.2	2	2	0
	Technical 2	13	13	13	0
	Technical 3	14	14	14	0
	Technical 4	1	1	1	0
	<b>Total</b>	<b>58.2</b>	<b>59</b>	<b>58</b>	<b>1</b>

Category	Classification	FTE	Head Count (Paid)	NT-based	Located outside NT
4.Fixed Term Part Time	Administrative Officer 3	0.6	1	1	0
	Professional 2	0.7	1	1	0
	School Based Trainee	2.4	4	4	0
	Technical 2	0.67	1	1	0
	<b>Total</b>	<b>4.37</b>	<b>7</b>	<b>7</b>	<b>0</b>

Category	Classification	FTE	Head Count (Paid)	NT-based	Located outside NT
5.Casual Contract	Technical 2	3.39	7	7	0
	Technical 3	1.75	2	2	0
	<b>Total</b>	<b>5.14</b>	<b>9</b>	<b>9</b>	<b>0</b>

Category	Classification	FTE	Head Count (Paid)	NT-based	Located outside NT
6. Executive Contract	Executive Contract Officer 1	4	4	4	0
	Executive Contract Officer 2	4	4	4	0
	Executive Contract Officer 3	1	1	1	0

	Executive Contract Officer 5	1	1	1	0
	<b>Total</b>	<b>10</b>	<b>10</b>	<b>10</b>	<b>0</b>

**(c) Where there is a difference between FTE and Headcount (Actual), please provide an explanation for the difference, including any reasons for the use of part-time and casual positions within the overall workforce profile.**

Full Time Equivalent (FTE) equals the proportion of an employee's salary payment to that of an equivalent full-time employee in any given fortnight.

Paid Headcount equals Headcount is the count of physical people, so a part-time person would count as one.

The NT Government provides opportunities for employees to balance the demands of work with the needs of family and general health and wellbeing. Flexible work practices are used in the Northern Territory Public Service to attract and retain employees. Flexible work arrangements can include flexibility in relation to an employee's hours of work, or mode of employment such as part-time, and leave.

**2. Please advise the number of staff held against the following categories as of 31 March 2026:**

<b>Category</b>	<b>Number</b>
Resigned	30
Made Redundant	0
Terminated	1
Unattached	30
Classified Redeployee	0
Supernumerary	84*

*\* A significant number of supernumerary employees are on time-limited contracts that relate to time-limited externally funded research agreements and biosecurity responses.*

**3. Please advise the number of staff identifying as Aboriginal and Torres Strait Islander as of 31 March 2026.**

A whole-of-government response to Question 3 will be provided by the Office of the Commissioner for Public Employment.

4. (a) Please advise the number of Frontline staff as FTE as of 31 March 2026 and as a percentage of the Agency's total employment.

Category	Number	%age of Total Staff
Frontline	10	3%

5. Please advise how many staff have been engaged through labour hire, employment agency arrangements and/or consultancy contracts, for what purpose, for what duration and at what cost as of 31 March 2026. Please use the table format presented below for your response.

Number Engaged	Labour Hire / Employment Agency / Consultancy	Purpose	Duration	Cost \$
One	Labour Hire	Biosecurity surveillance officer to assist with the National Browsing Ant Eradication Program in Jabiru	5 months 10 days	18 024
One	Labour Hire	Field Sample processing	15.25hrs	534
<b>Total</b>				<b>18 558</b>

6. Please advise how many locums have been employed, for what purpose, duration, and at what cost as of 31 March 2026. Please use the table format presented below for your response.

Not applicable.

7. (a) How many positions were advertised during the period 1 July 2025 to 31 March 2026?

There were 95 positions advertised during the period 1 July 2025 to 31 March 2026.

- (b) Of the total number advertised in 7(a), how many positions had Special Measures applied?

There were 91 positions advertised with Special Measures during the period 1 July 2025 to 31 March 2026.

- (c) Please break down the levels of positions that had Special Measures applied.

<b>Classification Level</b>	<b>Total Positions Advertised</b>
Administrative Officer 3	2
Administrative Officer 4	2
Administrative Officer 5	4
Administrative Officer 5, Administrative Officer 6	1
Administrative Officer 6	7
Administrative Officer 7	1
Executive Contract Officer 1	2
Executive Contract Officer 2	1
Physical 7	1
Professional 1	11
Professional 1, Professional 2	1
Professional 2	6
Professional 3	14
Senior Administrative Officer 1	3
Senior Administrative Officer 2	3
Senior Professional Officer 1	3
Senior Professional Officer 2	1
Survey Interviewer	1
Technical 1	1
Technical 2	7
Technical 3	13
Technical 4	6
<b>Total</b>	<b>91</b>

**(d) How many positions that had Special Measures applied were not able to be filled against these requirements during this period and required contract or backfilling arrangements?**

Most NT Government agencies have implemented special measures arrangements across the whole agency or for some roles. The process for positions that are advertised with special measures is to consider special measures applicants first; if no special measures applicants apply, or no special measures applicants are considered suitable, recruitment panels may assess all other applicants' suitability for the role.

## OUTSOURCING

8. (a) For the period 1 July 2025 to 31 March 2026, detail any decision(s) to outsource, contract out or privatise functions that have traditionally been carried out by the Agency.

There was no outsourcing for the reporting period.

- (b) Is consideration being given to outsource, contract-out or privatise any functions in this Department in financial year 2026/27? If so, provide details.

DAF has not scheduled to outsource, contract-out or privatise any functions in 2026/27.

## LEGAL EXPENSES

9. What has been the expenditure on legal advice or related expenses for the period 1 July 2025 to 31 March 2026? Provide details on:

- a) The matter(s) (designate which are finalised and which are ongoing)
- b) The amount paid by matter
- c) The amount paid to each outside legal firm or barrister engaged

The Department of Agriculture and Fisheries spent \$256,437 on legal advice/services from 1 July 2025 to 31 March 2026:

Legal Provider	Details	Amount (\$)	Status
Ashurst Australia	Legal representation in Federal Court Appeal	223,030	finalised
Caroline Heske	Provision of legal advice on land services matters	4,950	finalised
Charles Gregory	Legal advice on the application of the future act provisions of the <i>Native Title Act 1993 (Cth)</i> to perpetual lease conversion with specific reference to the Lorella pastoral lease	12,285	finalised
Clayton Utz (Darwin)	Review Intergovernmental Agreement and provide legal comments	5,240	ongoing

<b>Legal Provider</b>	<b>Details</b>	<b>Amount (\$)</b>	<b>Status</b>
Daniel Warner Collins	Legal advice on prospects of persecution and use of averments	5,682	ongoing
Jonathan Martin Bortoli	Case preparation and court attendance	250	finalised
	Provision of legal advice on relation to Crown immunity under the <i>Agriculture and Veterinary Chemicals (Control of Use) Act</i>	3,800	finalised
Joshua Ingrames	Legal advice on investigating a veterinary matter	1,200	finalised
	<b>Total</b>	<b>256,437</b>	

## **PROCUREMENT / CONSULTANCIES**

**10. From 1 July 2025 to 31 March 2026, please detail expenditure on each report and consultancy (excluding annual reports) obtained from outside the NTPS. For each report/consultancy detail:**

- a) **Purpose**
- b) **Cost**
- c) **Person or entity engaged**
- d) **Whether the person or entity has their principal place of business in the Northern Territory or elsewhere (if elsewhere, please provide the address of the principal place of business of the person or entity)**
- e) **Whether a report has been tabled in the Legislative Assembly as a result of the report or consultancy**
- f) **Outcomes or key performance indicators for the report or consultancy**
- g) **Whether tenders or expressions of interest were invited prior to work on the report or consultancy being undertaken**

Expenditure on reports/consultancies (excluding annual reports) obtained outside the NTPS between 1 July 2025 to 31 March 2026 for the Department of Agriculture and Fisheries consists of:

(a) Purpose	(b) Cost (\$)	(c) Person/Entity engaged	(d) Principal place of business in the NT (Y/N)	(e) A report tabled in the Legislative Assembly	(g) Tenders or expressions of interest were invited prior to work (Y/N)
Business case for the Ord River Expansion to the NT	396,162	Marsden Jacob Associates Pty Ltd	N - Vic	No	Y
Development of a valuation framework to support determinations under the Livestock Act	9,500	Bush Agribusiness Pty Ltd	N-QLD	No	Y
Independent review of research farm strategy	6,738	Bush Agribusiness Pty Ltd	N-QLD	No	Y
Ghost Bat Habitat Identification and Assessment Report	9,816	Charles Darwin University	Y – NT	No	Y
Development of functional records disposal schedule	4,357	Midas Document Management Services	Y – NT	No	N
Technical bulletins on historical research projects	4,620	Construction 101 Pty Ltd	Y – NT	No	Y
Genomic analysis and creation of probes	49,999	CSIRO	N-QLD	No	N
<b>Total</b>	<b>481,192</b>				

**11. Please advise the number of contracts awarded to business entities with a principal place of business in the NT and outside the NT for the period 1 July 2025 to 31 March 2026 as follows:**

Number in the NT	Number outside of the NT
4	7

**12. For each of the contracts awarded to business entities with a principal place of business outside of the Northern Territory, please advise the selection criteria on the applicable contract or tender.**

Contract	Business Entity	Address	Selection Criteria
25-0557	Smart, Jonathan James	Idalia, QLD	Local Content 30 Past Performance 30 Scope Specific 30 Price 10
NS25-0039	Illumina Australia Pty Ltd	Melbourne, VIC	Price 30 Local Content 30 Scope Specific 40
NS25-0173	Isentrix Pty Ltd	Fortitude Valley, QLD	N/A-direct contracting
NS26-0002	Testo Pty Ltd.	Bayswater, VIC	N/A-direct contracting
NS26-0025	Gallagher Australia Pty Ltd	Epping, VIC	N/A-direct purchase
Q25-0002	Fish Ageing Services Pty Ltd	Port Arlington, VIC	Capacity 20 Local Content 30 Scope Specific 30 Timeliness 10 Price 10
Q25-0106	Evident Australia Pty Ltd, trading As Evident Australia	Macquarie Park, NSW	Local Content 30 Scope Specific 20 Timeliness 20 Price 30

**13. For Tier 3, Tier 4 and Tier 5 procurement activities, how many public tenders were advertised during the period 1 July 2025 to 31 March 2026?**

Tier	Number of Procurement Activities
Tier 3	1
Tier 4	1
Tier 5	0
<b>Total</b>	<b>2</b>

**14. For Tier 3, Tier 4 and Tier 5 procurement activities, how many contracts or tenders were awarded without undertaking a public tender process during the period 1 July 2025 to 31 March 2026?**

<b>Tier</b>	<b>Number of Procurement Activities*</b>
Tier 3	5
Tier 4	1
Tier 5	0
<b>Total</b>	<b>6</b>

*\*Excluded from the answer: three Tier 3 contracts (release prior to procurement reform) now considered Tier 2.*

**15. For each instance identified in the question above, where a public quotation process was not undertaken, including for those with a Certificate of Exemption:**

- a) **What is the description of the goods and services contracted?**
- b) **What is the value of the goods and services contracted?**
- c) **What was the reason for not using the public tender process or for requiring a Certificate of Exemption?**
- d) **Who recommended the course of action in c) above?**
- e) **Who approved the course of action in c) above?**

<b>Tender Number</b>	<b>Description of Goods and Services (a)</b>	<b>Awarded value (b)</b>	<b>Reason for Exemption (c)</b>	<b>Recommended by (d)*</b>	<b>Approved by (e)</b>
NS25-0039	Provision of MiSeq Silver Support Plan for a Period of 24 Months	\$40,700.00	Support or maintenance of existing software, systems or assets - Direct Contracting - Sole supplier due to patent, copyright or other exclusive rights - Single supplier of the MiSeq Silver Support Plan as the company supplied the MiSeq System.	N/A	SED Biosecurity and Animal Welfare
NS25-0173	Provision of Training and Development of Complex Smart Forms Using K2 Software for a Period of 24 Months	\$369,105.00	Lease, licence agreement or substantially nonstandard contract - Direct Contracting - Limited suppliers due to technical requirements - Procurement Rule 6.2.2 E6.2 - Isentrix Pty. Ltd. is identified as the only provider with specific expertise in NT Fisheries business rules and operational processes.	N/A	CEO
NS26-0025	Katherine - Supply of Gallagher eShepherd virtual fencing collars	\$275,000.00	Correction of procurement process error or administrative oversight – Non-Compliant with Procurement Act - Retrospective award notification for transparency purposes only.	N/A	DCEO
Q25-0002	Darwin - Provision of Otolith Preparation and Reading for a Period of 24 Months	\$132,521.79	Limited suppliers due to technical requirements	N/A	SED Fisheries
Q25-0125	Alice Springs, Katherine - Supply of Two Purpose-Built	\$158,500.00	Sole supplier due to patent, copyright or other exclusive rights	N/A	SED Biosecurity

<b>Tender Number</b>	<b>Description of Goods and Services (a)</b>	<b>Awarded value (b)</b>	<b>Reason for Exemption (c)</b>	<b>Recommended by (d)*</b>	<b>Approved by (e)</b>
	Emergency Animal Disease Response Trailers				and Animal Welfare
Q25-0106	Supply Delivery and Installation of a Histopathology Slide Scanner System	\$109,945.00	Limited suppliers due to technical requirements	N/A	SED Biosecurity and Animal Welfare

**16. Please advise the total number of NTG Corporate Credit Cards within the Agency, including the position titles and levels of the staff holding the corporate credit cards for purchasing goods and/or services as of 31 March 2026?**

As at 31 March 2026, there were 111 credit card holders in the Department of Agriculture and Fisheries.

<b>Position Title</b>	<b>Actual Classification Code</b>
ADMINISTRATION OFFICER	A03
CLIENT & LICENSING SERVICES OFFICER	A03
INFORMATION SUPPORT OFFICER	A03
SUPERNUMERARY	A03
EXECUTIVE ASSISTANT	A04
EXECUTIVE ASSISTANT	A04
FACILITIES OFFICER	A04
PROJECT OFFICER	A04
RESEARCH INFORMATION PROJECT OFFICER	A04
ANIMAL WELFARE OFFICER	A05
BUSINESS SUPPORT OFFICER	A05
SEA COUNTRY PARTNERSHIPS OFFICER	A05
SENIOR BUSINESS SUPPORT OFFICER	A05
SUPERNUMERARY	A05
SUPERNUMERARY	A05
BUSINESS & FACILITIES MANAGER	A06
COMMUNICATIONS & MEDIA OFFICER	A06
EXEC OFF BOARDS AND COMMITTEES	A06
EXECUTIVE OFFICER	A06
EXECUTIVE OFFICER	A06
EXECUTIVE OFFICER PRMRY INDUSTRIES	A06
REGIONAL EXECUTIVE OFFICER	A06
SUPERNUMERARY	A06
SUPERNUMERARY	A06
AQUATIC BIOSECURITY MANAGER	A07
INDIGENOUS DEVELOPMENT OFFICER	A07
INDIGENOUS DEVELOPMENT OFFICER	A07
LABORATORY COORDINATOR	A07
MANAGER ANIMAL WELFARE	A07
CHIEF PLANT HEALTH OFFICER	E01C
CHIEF VETERINARY OFFICER	E01C
SENIOR EXECUTIVE DIRECTOR FISHERIES	E02C

LIVESTOCK BIOSECURITY SURVEILLANCE OFFICER	P1
LIVESTOCK INDUSTRIES ENGAGEMENT OFFICER	P1
RANGELAND RESEARCH OFFICER	P1
SUPERNUMERARY	P1
AQUACULTURE RESEARCH SCIENTIST	P2
FARMING SYSTEMS RESEARCH OFFICER	P2
LIVESTOCK INDUS RESEARCH OFFCR	P2
PASTORAL EXTENSION OFFICER	P2
PASTORAL PRODUCTION OFFICER	P2
QUALITY MANAGER BERRIMAH VET LAB	P2
SENIOR ENTOMOLOGIST	P2
SUPERNUMERARY	P2
SUPERNUMERARY	P2
SUPERNUMERARY	P2
SUPERNUMERARY	P2
CROPPING GROUP LEADER	P3
FORESTRY GROUP LEADER	P3
SENIOR ENTOMOLOGIST	P3
SENIOR LIVESTOCK OFFICER	P3
SENIOR MOLECULAR SCIENTIST	P3
SENIOR RANGELAND SCIENTIST	P3
SENIOR RESEARCH HORTICULTURIST	P3
SENIOR RESEARCH SCIENTIST	P3
SENIOR RESEARCH SCIENTIST	P3
SUPERNUMERARY	P3
AQUACULTURE MANAGER	SAO1
MANAGER MARKET DEVELOPMENT	SAO1
MANAGER AGRIBUSINESS INVESTMENT	SAO1
PROGRAM DIRECTOR	SAO1
CHIEF SCIENTIST FISHERIES	SP1
OPERATIONS MANAGER	SP1
PRINCIPAL ENTOMOLOGIST	SP1
PRINCIPAL MOLECULAR SCIENTIST	SP1
PRINCIPAL PLANT PATHOLOGIST	SP1
RANGELAND PROGRAM MANAGER	SP1
SNR MGR WATER LABORATORIES	SP1
DIRECTOR LIVESTOCK INDUSTRIES	SP2
PRINCIPAL VETERINARY OFFICER	SP2
REGIONAL DIRECTOR BIG RIVERS REGION	SP2
SENIOR DIRECTOR PLANT INDUSTRIES	SP2
FISHERIES TECHNICAL OFFICER	T2
TECHNICAL OFFICER	T2
TECHNICAL OFFICER	T2
RANGELANDS MONITORING OFFICER	T3

ASSISTANT FARM MANAGER	T3
ASSISTANT FARM MANAGER	T3
ASSISTANT FARM MANAGER	T3
ASSISTANT MANAGER COASTAL PLAINS RESEARCH FARM	T3
FISHERIES RESEARCH TECHNICIAN	T3
FISHERIES RESEARCH TECHNICIAN	T3
PASTORAL TECHNICAL OFFICER	T3
PASTORAL TECHNICAL OFFICER	T3
PLANT BIOSECURITY OFFICER	T3
SENIOR AQUACULTURE TECHN	T3
SUPERNUMERARY	T3
SUPERNUMERARY	T3
SUPERNUMERARY	T3
TECHNICAL OFFICER	T3
AQUATIC BIOSECURITY OFFICER	T4
FACILITIES MANAGER AZRI FARM	T4
FACILITIES MANAGER VICTORIA RIVER RESEARCH STATION	T4
MANAGER DOUGLAS DALY RESEARCH FARM	T4
MANAGER DOUGLAS DALY RESEARCH FARM	T4
REG LIVESTOCK BIOSECURITY OFF	T4
REGIONAL LIVESTOCK BIOSECURITY OFFICER	T4
REGIONAL LIVESTOCK BIOSECURITY OFFICER	T4
SENIOR MEAT INDUSTRY OFFICER	T4
SENIOR PLANT BIOSECURITY OFFICER	T4
SENIOR RANGELAND MONITORING OFFICER	T4
SENIOR RANGELANDS MONITORING OFFICER	T4
SENIOR TECHNICAL OFFICER SEROLOGY	T4
SUPERNUMERARY	T4
SUPERNUMERARY	T4
SUPERNUMERARY	T4
SUPERNUMERARY	T4
PRINCIPAL TECHNICAL OFFICER	T5
REGIONAL FARM MNGR - DARWIN	T5
REGIONAL FARM MNGR - KATHERINE	T5
TECHNICAL MANAGER	T6

**17. For each contract awarded to a non-Territory enterprise:**

- a) Was a Territory enterprise shortlisted? If not, why not?**
- b) What weighting was given to local content?**

**c) Did the procurement process include a local industry participation requirement?**

The administrative effort required to respond is excessive and would result in undue diversion of resources from service delivery.

**18. What percentage of total procurement spend was awarded to:**

- a) Interstate businesses**
- b) International businesses**

<b>(a) Interstate %</b>	<b>(b) International %</b>
54.43	0

**FOCUS GROUPS / POLLING / SURVEYS**

**For the period 1 July 2025 to 31 March 2026:**

**19. Please detail expenditure on opinion polls and focus groups, including costs and entities that conducted the work.**

**20. Detail all surveys undertaken in relation to the focus groups and opinion polls above, including their form, the cost and the inducements that were provided to incentivise participation.**

**21. Please provide copies of each survey and the results of each survey.**

**Fisheries Division:**

**19. Please detail expenditure on opinion polls and focus groups, including costs and entities that conducted the work.**

There were opinion polls and focus groups related to the Golden Snapper public consultation process, although the relevant costs were incurred after 31 March 2026.

**20. Detail all surveys undertaken in relation to the focus groups and opinion polls above, including their form, the cost and the inducements that were provided to incentivise participation.**

While the Golden Snapper focus groups and online Have Your Say commenced within the reporting period, expenditure was incurred after 31 March 2026.

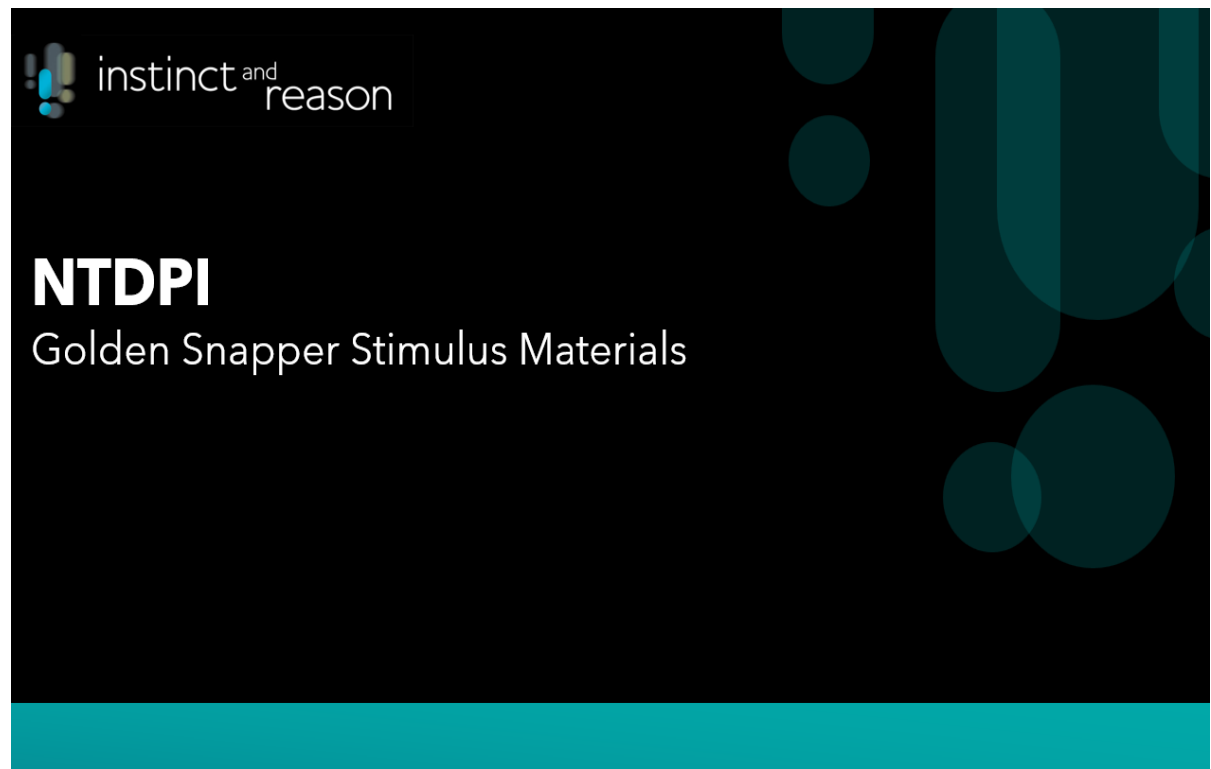
**21. Please provide copies of each survey and the results of each survey.**

- Attachment A – Focus Group Stimulus Materials
- Attachment B – Focus Group Qualitative Discussion Guide
- Attachment C – Have Your Say Survey Design.

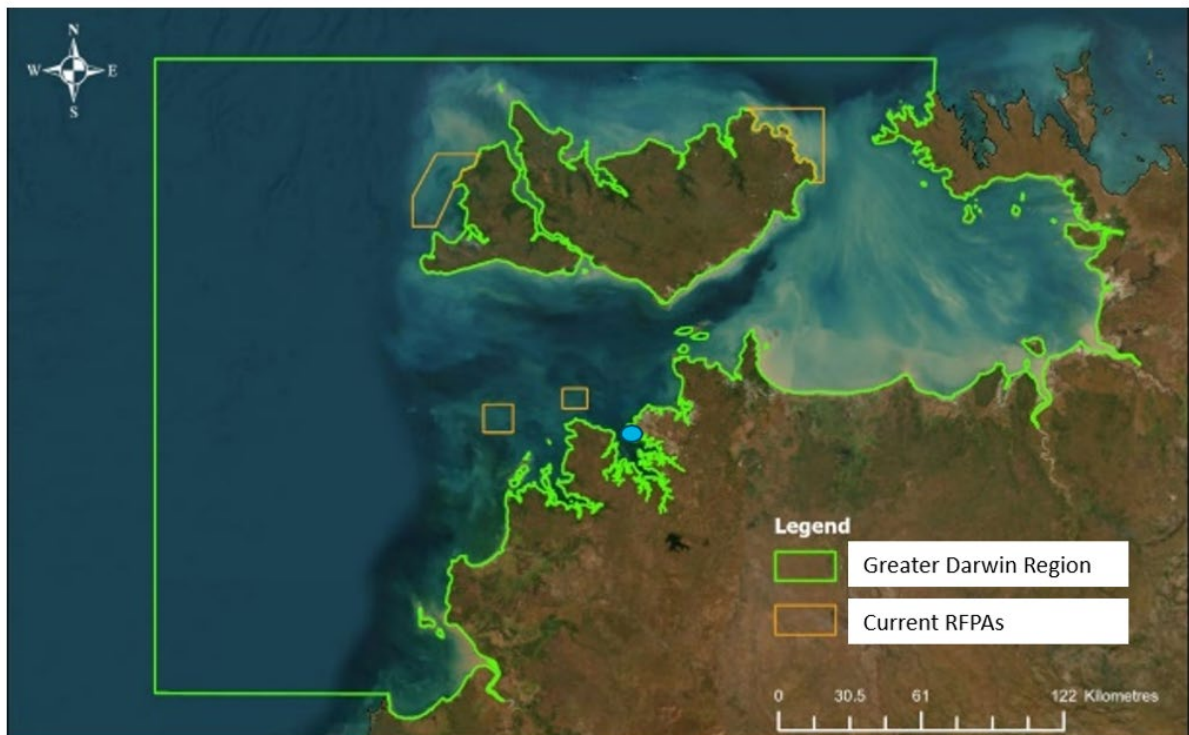
(Results from the Have Your Say consultation are currently being analysed).

<b>Focus Group</b>	<b>Details</b>	<b>Form</b>	<b>Inducements</b>
Golden Snapper Focus Group Research Instrument (consultant led)	Focus groups used a semi-structured discussion guide rather than a formal survey, with consistent questions to explore attitudes and understanding of proposed measures. Short pre-or-post-session questionnaires were sometimes used to capture baseline views or immediate reactions	Facilitated discussion guides used in virtual focus groups. 5-7 participants per Focus Group Discussion Group 1 – NT Avid Fishers of Golden Snapper Group 2 – NT community (occasional fishes) Group 3 – NT community (never rarely fishes)	\$100 per participant for Instinct and Reason’s panel and targeted recruitment (Darwin-based participants)
Online Public Consultation (Have Your Say Platform)	An open-access online questionnaire on the NT Government’s <i>Have Your Say</i> platform captured community views on Golden Snapper recovery tools, using a mix of	Digital survey administered via online platform. Alternative option provided for participants to upload a written submission	Participation in the <i>Have Your Say</i> survey was voluntary and not incentivised. No inducements were offered for general public submissions

	structured and free-text responses. Survey design based on Focus Group research outcomes		
Online Public Representative Survey (Have Your Say Platform)	Closed pre-screened online questionnaire on the NT Government <i>Have Your Say</i> platform captured broader NT community views on Golden Snapper recovery tools, using a mix of structured and free-text responses. Survey design based on Focus Group research outcomes	Digital survey administered via online platform. 400 participants required for representative survey to be statistically robust	\$5 per participant for Instinct and Reason's panel



Map of The Greater Darwin Region



## Slide 3

### Key NT Fishing Rules and Regulations

- **No recreational fishing license is required**, but you must follow boat laws and carry safety equipment.
- **Personal Possession limits and special rules.** Familiarise yourself with the personal possession limits for general and at-risk species and size rules for some species. Check vessel limits.
- **Protected Species:** Do not target and ensure safe release of all protected species including sawfishes, river sharks, giant clams, marine mammals.
- **Fisheries Compliance:** Adhere to the Fisheries Act NT Fishing Regulations, which govern fishing practices, gear regulations, management areas, and bag limits.
- **Accessing to Fishing Areas:** Be aware of access rules for fishing Aboriginal land and waters, as there may be specific regulations in place or permits required.

## Slide 4

### About the Golden Snapper's situation and stock status

Golden Snapper is a highly valued and highly targeted species in the Territory with recreational, cultural and economic value for Territorians and visitors. The recreational and FTO (charter) sectors take approximately 98% of the Golden Snapper catch.

A 'Stock' is a self-sustaining population of a single species of fish, that inhabits a particular geographical area. In fisheries management it is unit of fish available to the whole fishery, including commercial, recreational and charter fishers.

The most recent Golden Snapper Stock Assessment, including data up to 2024, concluded that the stock within the Greater Darwin Region is Depleted. Only 14% remains compared to unfished levels.

Under fisheries management rules, less than 20% is a trigger point to take immediate action before the stock collapses.

Slide 5

### **About the Golden Snapper's situation and stock status**

There has been too much fishing pressure on Golden Snapper for at least two decades. This, combined with their other risks factors:

- They are slow growing compared to other NT species (they take 5 to 8 years to get to breeding size which is 50-60cm, barramundi take 3 years).
- They "school up", making them easy to find, and easy to keep fishing for.
- Many fish die of barotrauma even if they are released, especially in water over 10m depth.

The goal of the Harvest Strategy is to maintain the harvest of fish within sustainable levels, taking into account natural variation of good and bad years for breeding and environment.

Slide 6

Video on Barotrauma and Golden Snapper



<https://youtu.be/IDzhANZDQR4>

Slide 7

Regulations for Golden Snapper

General Personal Possession Limit (GPL) is the maximum number of fish you may have in your possession at any time, other than at your permanent place of residence. It is not a daily or bag limit. GPL in the Northern Territory is 15 fish.

- help make recreational catches sustainable
- share catches fairly
- reduce local over-fishing
- help stop the illegal sale of fish.

Fish	Personal possession limit for Golden Snapper	Special rules for Golden Snapper	Special controls and key information
Golden snapper	3	<p>Vessels with 4 or less people on board, each person may take their personal possession limit (3).</p> <p>Vessels with 5 to 7 people on board - maximum of 4 times the personal possession limit (12).</p> <p>Vessels with 8+ people on board max 8 times personal possession limit (24).</p>	<p>Not suitable for catch and release in water 10m+, prone to <a href="#">barotrauma</a>.</p> <p>Vessel limit applies.</p>

Slide 8

Key Proposed Management Elements

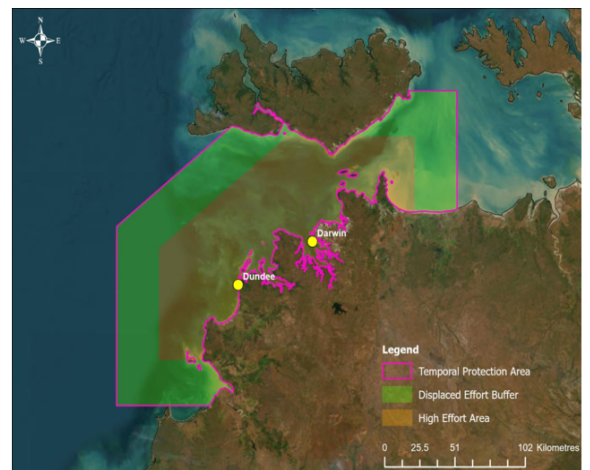
**1. Protection Area: seasonal protection for reef fish in the areas directly around Darwin**

Applies to boat based recreational and charter fishers. Does not apply to land-based fishing.

**Strong intervention:** No targeting any reef fish or being in possession of any reef fish for 8 (1 generation) in the whole Greater Darwin Region

**Moderate intervention:** No targeting any reef fish or being in possession of any reef fish in Oct-Nov and March-May in the Protection Area

**Light intervention:** No targeting of any reef fish or being in possession of any reef fish in October-November in the Protection area.



## Key Proposed Management Elements

### 2. Changes to Reef Fish Protection Areas for Recovery

- Increase area size (from 2.5% of Greater Darwin to 2.9% of Greater Darwin waters)
- Increase number of areas
- Put artificial reefs inside to increase habitat for fish
- Something else



## Key Proposed Management Elements

### 3. Possession ('Bag') and Vessel Limits for Recreational Fishers

**Applies only to the Greater Darwin Region (map).**

**Strong intervention:** No targeting or keeping any reef fish (including Golden Snapper)

**Moderate intervention:** 2 Golden Snapper personal possession limit, maximum of 8 fish per vessel

**Light intervention:** Stays the same - 3 Golden Snapper personal possession limit, and vessels up to 4 people can take their personal possession limit (for example: 4 people = 12 Golden Snapper)



## Key Proposed Management Elements

### 4. Possession ('Bag') and Vessel Limits for Charter Fishers

Applies only to the Greater Darwin Region (map).

**Strong intervention:** No targeting or keeping any reef fish (including Golden Snapper).

**Moderate intervention:** 1 Golden Snapper per person per day up to a maximum of 8 Golden Snapper per vessel.

**Light intervention:** Stay the same - 3 Golden Snapper personal possession limit. Vessels up to 4 people can take their personal possession limit. (for example, 4 people = 12 Golden Snapper)



## Key Proposed Management Elements

### 5. Charter Sector management

Introduction of vessel monitoring system for all charter boats in the NT to show vessel position and support compliance.

Introduce catch tags to set a quota on Golden Snapper which can be transferred or sold between operators and support business planning.

A 'catch tag' is a tag that is put on every caught Golden Snapper. Charter owners get a limited number of tags per year, and once they have run out of tags, they are not allowed to reef fish. This makes sure they do not catch more than their limit of Golden snapper.





**Sydney, Australia**  
64 York St,  
Sydney, NSW, 2000  
e: enquiries@instinctandreason.com  
p: +61 (0)2 9283 2233

**Darwin, Australia**  
Level 16, Charles Darwin Centre  
19 Smith Street Mall  
Darwin NT 0800  
e: enquiries@instinctandreason.com  
p: +61 (0)8 8963 5633


**Canberra, Australia**  
103/11 Trevillian Quay  
Kingston ACT 2604  
e: enquiries@instinctandreason.com  
p: +61 (0)2 6231 0350

**London, UK**  
No. 7 Ridgmount Street, suite 1,  
London, WC1 E7AE,  
United Kingdom  
e: international@instinctandreason.com  
p: +44 (0)2 03 355 4454



## Attachment B: Focus Group Qualitative Discussion Guide

### Page 1

<p>OMP 211 - QUALITATIVE DISCUSSION GUIDE I&amp;R JOB REFERENCE: 2552 PROJECT DETAILS: Golder Snapper</p>										
<h3>QUALITATIVE DISCUSSION GUIDE</h3>										
<b>Background and scope</b>										
	<p>Golden Snapper stocks in the Greater Darwin Region (GDR) are depleted and at risk of further decline without action. The 2024 Golden Snapper Stock Assessment found spawning biomass has fallen to 14% of unfished levels, triggering a formal requirement under the Coastal Line Fishery Harvest Strategy to take action. These actions are outlined in a Recovery Plan. Fishing pressure in the GDR has prevented natural stock recovery, with recreational and charter fishing accounting for most of the catch. Combined with the species' biological vulnerability, Golden Snapper face a heightened risk of overfishing in inshore reef systems. At the same time, Golden Snapper remains one of the Territory's most socially and economically important reef species, supporting recreational, tourism, cultural and commercial fishing sectors. Declining stock has implications beyond fisheries management, affecting lifestyle, tourism and community confidence. In response, NT Fisheries has invested in complementary activities to support alternative fishing opportunities, alongside the development of a draft Recovery Plan. The assessment findings now require public consultation to test the support for proposed management actions, identify information gaps, and consider alternative or supplementary measures. Given the importance of the industry and the potential impacts of management change, consultation must be carefully designed and evidence led. It needs to accurately assess support, surface concerns or misunderstandings, and provide a structured way to integrate public preferences into the Recovery Plan where appropriate – supporting informed decision-making while balancing long-term stock recovery with the social and economic value of reef fishing in the Territory</p>									
<b>Qual objectives</b>	Fishery Management strategy test									
<b>Qual method</b>	3 FGDs, 4-6 IDIs									
<b>Length of interaction</b>	1.5 hours									
<b>Field dates</b>	To be completed by 25 <sup>th</sup> February 2026									
<b>Total sample</b>	5-7 participants per FGDs									
Sub-sample	<table border="1" style="width: 100%; text-align: center;"> <thead> <tr> <th colspan="2">GROUP A</th> </tr> </thead> <tbody> <tr> <td>FGD 1</td> <td>NT Avid Fishers of Golden Snapper</td> </tr> <tr> <td>FGD 2</td> <td>NT community (occasional fishes)</td> </tr> <tr> <td>FGD 3</td> <td>NT community (never rarely fishes)</td> </tr> </tbody> </table>		GROUP A		FGD 1	NT Avid Fishers of Golden Snapper	FGD 2	NT community (occasional fishes)	FGD 3	NT community (never rarely fishes)
GROUP A										
FGD 1	NT Avid Fishers of Golden Snapper									
FGD 2	NT community (occasional fishes)									
FGD 3	NT community (never rarely fishes)									
<b>Incentives</b>	\$100 per participant for Instinct and Reason's panel									
<b>Stimulus summary</b>										

OQP 211 - QUALITATIVE DISCUSSION GUIDE  
I&R JOB REFERENCE: 2552  
PROJECT DETAILS: Golder Snapper

instinct and reason

### DISCUSSION FLOW

<b>Section 1</b>	Introduction and warm-up
<b>Objective</b>	To make them feel welcome, that they belong, to build rapport, and a strong cohesion.
<b>Timing</b>	10 -minutes

**1. Introduce** moderator/s and instinct and reason.

**2. Today, we're going to explore your attitudes and experiences of fishing in the NT, especially saltwater fishing in the Darwin area and for Golden Snapper.**

**3. Ground Rules covered:**

- o **Moderator: explain how a group discussion works**
  - Everyone to have a say as it's a discussion NOT an interview!
  - We're here to listen and learn. This means there are no right or wrong answers, it's about exploring and generating ideas based on your honest opinions that are based on your experiences, views, and beliefs so that we can understand what really matters to you.
  - There could be someone out there who would have the same view and if we don't hear it then we may never know.
  - While you might represent someone else, we want to hear your perspective.
- o **Moderator: explain that we operate under confidentiality and privacy guidelines:**
  - All our research is carried out under the Market and Social Research Guidelines
  - We take your privacy seriously and will never identify you when reporting the results.
  - Please remember that the session is being recorded, which you all consented to in the registration process.
  - These recordings are for my team to review for research purposes only, they will not be made available to the client, it is for our review purposes only.
- o **Any questions before we get started?**

**4. Participant introduction:**

- Let's hear a short snapshot of you and your life, such as name, age, along with your experience fishing in the NT.
- Can you tell me your thoughts on keeping fish stocks healthy in the NT?

OQP 211 - QUALITATIVE DISCUSSION GUIDE  
I&R JOB REFERENCE: 2552  
PROJECT DETAILS: Golder Snapper

instinct and reason

### Section 2 NT FISHING EXPERIENCE

<b>Objective</b>	This section will explore the experiences people have with fishing
<b>Timing</b>	10 -minutes
<b>Stimulus</b>	Map of Greater Darwin Region

**1. Thinking about your fishing experiences, what does a typical day look like?**

- **Location?**
  - **Where do you go fishing?**
  - What kind of boat do you use? Something else?
  - Do you go to the same place? Try new places? How come?
  - What about fishing in Darwin Harbour and surrounds?
- **Who do you fish with?**
  - Different people? The same?
  - Does your fishing change with different people?
- **Who decides where you fish?**
- **What's the motivation behind your fishing?**
  - Is it fun? For relaxation? For food?
  - Something else?
  - Does this determine where you fish?
- **What do you fish for?**
  - Barramundi?
  - Queenfish, Mackerels, Trevally etc?
  - **Reef fishing?**
- **What do you catch, how much, what do you do with it?**
  - What the main aim when you go fishing?
  - Catch for food ... for sport? Catch and release? Bit of both?
  - How come?


**2. Observations on Golden Snapper?**

- **Probe/s**
  - **What experiences have you had with Golden Snapper over your time fishing in the NT?**
  - What have you noticed about how easy it is to catch Golden Snapper recently?
  - Have you seen changes in fish size, numbers, or locations?
  - What concerns, if any, do you have about Golden Snapper stocks?

Section 3 NT FISHING ATTITUDES AND KNOWLEDGE	
<b>Objective</b>	This section will explore the attitudes and knowledge people have about fishing in general and Golden Snapper specifically
<b>Timing</b>	10 -minutes
<b>Stimulus</b>	PowerPoint chart with main rules and regulations for Darwin Harbour and surrounds
3. How important is fishing to you?	
<ul style="list-style-type: none"> <li>• <b>How come so important / not important?</b> <ul style="list-style-type: none"> <li>- <b>Has this changed over time?</b></li> <li>- What about the environment? ... important too?</li> <li>- And the fish themselves?</li> </ul> </li> </ul>	
4. How aware are you of the fishing rules and regulations?	
<ul style="list-style-type: none"> <li>• <b>How did you learn about them?</b> <ul style="list-style-type: none"> <li>- <b>What's your main source?</b></li> <li>- Any other sources?</li> <li>- Where would you go to find out?</li> <li>- Have you ever sought out this information?</li> <li>- Where do you get fishing rule info?</li> <li>- Best way to reach fishers like you?</li> <li>- Who do you trust for info?</li> <li>- What format to remember rules? (card, sticker, app, etc.)</li> </ul> </li> <li>• <b>Do you think you comply with the fishing rules and regulations?</b> <ul style="list-style-type: none"> <li>- How can you be sure?</li> <li>- How important is it that you do comply Why so?</li> <li>- How do you comply?</li> <li>- How good are you at identifying a fish type? How do you do it?</li> </ul> </li> <li>• <b>Do you know about any best practices when keeping or releasing fish?</b> <ul style="list-style-type: none"> <li>- What about boundaries where fishing rules might change like specific management areas?</li> </ul> </li> </ul>	
5. Do you think you have accurate information about the stock status of various species?	
<ul style="list-style-type: none"> <li>• <b>How do you find out/keep up to date?</b> <ul style="list-style-type: none"> <li>- Does this impact where you fish? What fish you chase?</li> </ul> </li> <li>• <b>How interested are you in environmental sustainability of a fish species ?</b> <ul style="list-style-type: none"> <li>- How come?</li> <li>- <b>What matters to you if a fish species is in decline?</b></li> <li>- What are the future impacts on you? On the environment?</li> </ul> </li> <li>• <b>Are you aware of the current situation with Golden Snapper?</b> <ul style="list-style-type: none"> <li>- <b>Where did you hear about this?</b></li> <li>- Has it changed the way you fish? ... especially for golden snapper?</li> <li>- What do you do now?</li> <li>- Do you think this is enough?</li> <li>- Do you think stock levels increase if this is all we do?</li> </ul> </li> </ul>	

Section 4 GOLDEN SNAPPER INFORMATION	
<b>Objective</b>	This section will explore people's responses to the Golden Snapper situation
<b>Timing</b>	15 -minutes
<b>Stimulus</b>	VIDEO, FACT SHEET, FACTS ON STOCK STATUS
A STMULUS USING CURRENT MATERIALS ON THE GOLDEN SNAPPER	
KEY QUESTION/MODERTOR STATEMENT	PROBES
I STOCK ASSESSMENT FACTS ON GOLDEN SNAPPER AND WHAT MAKES THEM VULNERABLE	<ul style="list-style-type: none"> <li>- What was your immediate reaction when you learned about the Golden Snapper's situation?</li> <li>- What specifically stood out to you from what you saw?</li> <li>- Were you aware that the recreational sector, then the charter sector, take the most Golden Snapper?</li> <li>- How serious does this issue feel to you compared to other environmental problems you hear about? What makes you say that?</li> <li>- Thinking about your own fishing, is there anything you'd consider changing based on what you've learned?</li> <li>- Do you feel like there's anything you personally could do that would actually make a difference?</li> <li>- What questions or doubts do you have about what you've seen? Is there anything that makes you uncertain about the information or sceptical about the situation?</li> <li>- Would you talk about this with friends or family?</li> </ul>
II VIDEO	<ul style="list-style-type: none"> <li>- What was your immediate reaction when you learned about the impact of barotrauma on reef fish?</li> <li>- What specifically stood out to you from what you saw?</li> <li>- How serious does this issue feel to you compared to other environmental problems you hear about? What makes you say that?</li> <li>- Thinking about your own fishing, is there anything you'd consider changing based on what you've learned?</li> <li>- Do you feel like there's anything you personally could do that would actually make a difference?</li> <li>- What questions or doubts do you have about what you've seen? Is there anything that makes you uncertain about the information or sceptical about the situation?</li> <li>- Would you talk about this with friends or family?</li> </ul>
III CURRENT MANAGEMENT INFORMATION	<ul style="list-style-type: none"> <li>- What was your immediate reaction when you learned about the current management of reef fish, including Golden Snapper?</li> <li>- What specifically stood out to you from what you saw?</li> <li>- Thinking about your own fishing, is there anything you'd consider changing based on what you've learned?</li> <li>- Do you feel like there's anything you personally could do that would actually make a difference?</li> <li>- What questions or doubts do you have about what you've seen? Is there anything that makes you uncertain about the information or sceptical about the situation?</li> <li>- Would you talk about this with friends or family?</li> </ul>

QMP 211 – QUALITATIVE DISCUSSION GUIDE  
I&R JOB REFERENCE: 2552  
PROJECT DETAILS: Golden Snapper



**Section 5 RESPONSE TO MANAGEMENT PLAN**

<b>Objective</b>	This section will explore responses around the various levels available for the proposed management plan to help interpretation of the survey and HYS results.
<b>Timing</b>	45 -minutes
<b>Stimulus</b>	BOARD with the 5 or 6 levers that might be used

1. We are going to talk about how the fishing rules could be changed in order to allow more fish to reach maturity and breed and the stock of Golden snapper to recover over one generation (14 years for this species)

**Draft Golden Snapper Recovery Plan these main strategy elements to be shown:**

- 1. Seasonal protection for reef fish applying to boat based fishing in the areas around Darwin (Map)**  
Light to Strong intervention
- 2. Changes to Reef fish protection areas in the Greater Darwin Region**
- 3. Possession Limits and boat/vessel limits for recreational fishers when fishing in the Greater Darwin Region**  
Light to Strong intervention
- 3. Possession Limits and boat/vessel limits for charter operators when fishing in the Greater Darwin Region**  
Light to Strong intervention
- 4. Commercial Sector management** Light to Moderate intervention
- 5. Charter sector management**  
Introduction of vessel monitoring system and catch tags to set a quota

**ASK THESE QUESTIONS FOR EACH MANAGEMENT ELEMENT**

a. **Lever A? One approach would be to [Insert lever]**

- How would this affect your fishing activities?
- What concerns do you have?
- Can you see benefits to this approach?
- Does this feel like a reasonable solution to you?
- Does it concern you or seem too extreme?
- What would make you feel confident that this management strategy would work? What would you want to see or know?
- Would you be willing to comply (is this measure applies to you) or do you think others will comply?
- How would you comply? Can you talk me through it --- with the fishing mates?
- If fishers in your community faced reduced income due to catch limits, how would that change your view of these management strategies? Would you still support them?
- Who would you need to hear these management strategies from to trust they're necessary and fair? What would make you doubt whether the restrictions are justified?
- For protection areas, Are they covering the right areas? Where else should they be?

**WORK THROUGH ALL LEVERS THEN SUMMARISE**

b. **Of all the management options we've discussed - catch limits, seasonal protections, protected areas, etc. - which ones feel most acceptable to you?**

- Can you comply overall? Why/why not?
- Which are the hardest measures to follow?
- What are the most reasonable measures?

**Attachment C: Have Your Say Survey Design Presentation - NT DPI stimulus Final**  
Page 1

QMP 200 – ONLINE SURVEY  
I&R JOB REFERENCE: 3554  
PROJECT DETAILS: NT DPI - Golden Snapper

**HAVE YOUR SAY SURVEY**

**Background and scope**

**Background**

**Fishing is an iconic part of our Territory lifestyle. Looking after our fish stocks is all about being good custodians: making sure that the next generation of Territorians have great fishing in their future.**

We have been out chatting to long-time fishers, who tell us fishing for Golden Snapper just isn't what it used to be. They are catching less fish, and the ones they do catch are smaller. The science tells us the same thing. Around Darwin, Golden Snapper are Depleted: There are only 14% of breeders left. Without action, opportunity to catch Golden Snapper around Darwin is at risk. In the NT, Golden Snapper is an indicator species for the health of other reef fish. Recovery actions will also benefit other reef fish under similar fishing pressure. In 2015, Reef Fish Protection Areas and changes to possession limits were brought in to help Golden Snapper stocks. Stronger management tools will be needed if we are to improve the numbers of Golden Snapper. High fishing pressure combined with their biological characteristics has prevented natural recovery.

- They are slow growing compared to other NT species (they take 5 to 8 years to get to breeding size (50-60cm) compared to 3 years for Barramundi.
- They "school up", making them easy to find, and easy to keep fishing for.
- Many fish die of barotrauma when caught, even if they are released, especially in water over 10m depth.

Golden Snapper catch in the Darwin area is 77% recreational, 22% Charter fishing, and 1 % commercial, so your help is the key to their recovery. To have the best chance of recovering Golden Snapper we need to get stocks from 14% biomass to 30% within 14 years, one Golden Snapper generation.

## Page 2

QMP 200 – ONLINE SURVEY  
I&R JOB REFERENCE: 3554  
PROJECT DETAILS: NTDPI – Golden Snapper

Our scientists have calculated that we need to cut catch by more than half in the Darwin area.

Three main tools that work together have been identified to get recovery back on track:

- Seasonal Protections
- Possession and Vessel Limits
- Reef Fish Protection Areas

Plus, some extra tools to support recovery and provide more fishing opportunities that help to protect our reef fish.

The more we do now, the better the chances of recovery. Using these tools lightly may not be enough. Strong use gives Golden Snapper the best chance to recover.

**Protecting our fishing resources is a shared responsibility, and everyone should have their say. We want to show future generations we did what was needed to protect our Territory lifestyle.**

START THE SURVEY

Thank you for showing interest in our project.

[ASK ALL]

**S1.** Please tell us your **age**.

CHOOSE ONE OF THE FOLLOWING ANSWERS	
<input type="checkbox"/>	Under 14
<input type="checkbox"/>	14-17
<input type="checkbox"/>	18-24
<input type="checkbox"/>	25-34
<input type="checkbox"/>	35-44
<input type="checkbox"/>	45-54
<input type="checkbox"/>	55-64
<input type="checkbox"/>	65-74

## Page 3

QMP 200 – ONLINE SURVEY  
I&R JOB REFERENCE: 3554  
PROJECT DETAILS: NTDPI – Golden Snapper

<input type="checkbox"/>	75-84
<input type="checkbox"/>	85-94
<input type="checkbox"/>	95 or older

[ASK ALL]

**S2.** Where do **you primarily live/reside in the Northern Territory?**

CHOOSE ONE OF THE FOLLOWING ANSWERS	
<input type="checkbox"/>	Greater Darwin including rural surrounds
<input type="checkbox"/>	Top End
<input type="checkbox"/>	Katherine Region
<input type="checkbox"/>	Barkley region
<input type="checkbox"/>	East Arnhem
<input type="checkbox"/>	Central Australia
<input type="checkbox"/>	Other (please specify)
<input type="checkbox"/>	Not sure
<input type="checkbox"/>	None of the above

[ASK ALL]

**S3.** How do you describe your **gender?**

CHOOSE ONE OF THE FOLLOWING ANSWERS	
<input type="checkbox"/>	Man, or Male
<input type="checkbox"/>	Woman or Female
<input type="checkbox"/>	Non-binary
<input type="checkbox"/>	I use a different term (please specify)
<input type="checkbox"/>	Prefer not to answer

QMP 200 - ONLINE SURVEY  
 I&R JOB REFERENCE: 3554  
 PROJECT DETAILS: NTDPI - Golden Snapper

**MAIN SURVEY**  
**SECTION A: GENERAL ATTITUDES TOWARDS NT LIFESTYLE AND FISHING**

[ASK ALL]

**A1.** How important or unimportant is fishing to your overall lifestyle in the Northern Territory?

S/R UNROTATED - CHOOSE ONE OF THE FOLLOWING ANSWERS
Extremely important
Important
Neither important nor unimportant
Unimportant
Extremely unimportant
Other (please specify)
Not sure

[ASK ALL]

**A2.** To what extent do you agree or disagree with the following statement

Strongly disagree	Disagree	Neither agree nor disagree	Agree	Strongly agree	Not sure
Our government agencies are managing fish stocks well in the NT					
It's important to me that future generations are able to fish for Golden Snapper in NT waters					
It's important to me that I can fish for Golden Snapper in NT waters					
We should do whatever is needed to maintain healthy fish stocks					
Most fishers in the NT do the right thing and follow the rules					
People who break fishing rules should be penalised.					

QMP 200 - ONLINE SURVEY  
 I&R JOB REFERENCE: 3554  
 PROJECT DETAILS: NTDPI - Golden Snapper

**SECTION B: FISHING BEHAVIOURS**

[ASK ALL]

**B1.** How often, if at all, do you fish in the Northern Territory?

CHOOSE ONE ONLY
Weekly
Monthly
Every two months
Many times a year
A few times a year
Once a year or every few years
Never (or haven't fished for many years)
Not sure

[ASK ALL]

**B2.** How knowledgeable are you regarding the rules and regulations for fishing in the Northern Territory?

CHOOSE ONE ONLY
Very knowledgeable
Knowledgeable
Neither knowledgeable nor ill-informed
Ill-informed
Very ill-informed
Not sure

[ASK ALL WHO FISH - CODES 1,2,3, 4 or 5 in B1; OTHERS GO TO C1]

**B3.** Where do you fish?

CHOOSE ALL THAT APPLY
Darwin and surrounds (Darwin Harbour, Bynoe, and Dundee)
Other coastal areas of the NT
Offshore Reefs

Page 6

QMP 200 - ONLINE SURVEY  
 I&R JOB REFERENCE: 3554  
 PROJECT DETAILS: NT DPI - Golden Snapper

NT Inland creeks and rivers (mainly freshwater)
Interstate
Not sure

[ASK ALL WHO FISH - CODES 1,2,3, 4 or 5 in B1]

**B4.** What type of fishing do you do?

	CHOOSE ALL THAT APPLY
	Barramundi fishing
	Pelagic fishing (Queenfish, Mackerels, Trevally etc)
	Reef fishing
	Land-based fishing
	None of these
	Other (please specify)
	Not sure

[ASK ALL WHO FISH - CODES 1,2,3, 4 or 5 in B1]

**B6.** What kind of fishing do you do?

	CHOOSE ALL THAT APPLY
	Recreational fishing
	Charter/tour fishing as a client
	Charter/tour fishing as an operator
	Commercial fishing
	Indigenous/customary fishing
	Other (please specify)
	Not sure

[ASK ALL WHO FISH - CODES 1,2,3, 4 or 5 in B1]

**B8.** How often do you target Golden Snapper when fishing?

	M/R UNROTATED - CHOOSE ALL THAT APPLY
--	---------------------------------------

Page 7

QMP 200 - ONLINE SURVEY  
 I&R JOB REFERENCE: 3554  
 PROJECT DETAILS: NT DPI - Golden Snapper

	Always
	Mostly
	Often
	Sometimes
	Never
	Other (please specify)
	Not sure

[ASK ALL WHO FISH - CODES 1,2,3, 4 or 5 in B1]

**B10.** Have you noticed any changes in how easy or difficult it is to catch Golden Snapper over the past 5 years?

	CHOOSE ONLY ONE
	Much easier
	Slightly easier
	No change
	Slightly harder
	Much harder
	I haven't fished for Golden Snapper long enough to judge
	Other (please specify)
	Not sure

QMP 200 - ONLINE SURVEY  
 I&R JOB REFERENCE: 3554  
 PROJECT DETAILS: NT DPI - Golden Snapper

**SECTION C: KNOWLEDGE OF THE GOLDEN SNAPPER SITUATION AND CAUSAL FACTORS**

[ASK ALL]

**C1.** Are you aware that Golden Snapper stocks in the NT are under pressure?

CHOOSE ONLY ONE	
<input type="checkbox"/>	Yes, I was well aware
<input type="checkbox"/>	I had some awareness
<input type="checkbox"/>	I had heard something but wasn't sure
<input type="checkbox"/>	No, I was not aware
<input type="checkbox"/>	Other (please specify)
<input type="checkbox"/>	Not sure

ASK ALL] Asked 3 times.

**C2.** In your opinion, what is the main reason for the decline in Golden Snapper stocks?

**C3.** What is the next main reason for the decline in Golden Snapper stocks?

**C4.** What is the next main reason for the decline in Golden Snapper stocks?

CHOOSE ONLY ONE	
<input type="checkbox"/>	Recreational fishing
<input type="checkbox"/>	Charter fishing
<input type="checkbox"/>	Commercial fishing
<input type="checkbox"/>	Habitat degradation
<input type="checkbox"/>	Climate change/environmental factors
<input type="checkbox"/>	Illegal or unreported fishing
<input type="checkbox"/>	Natural population cycles
<input type="checkbox"/>	Other (please specify)
<input type="checkbox"/>	Not sure

QMP 200 - ONLINE SURVEY  
 I&R JOB REFERENCE: 3554  
 PROJECT DETAILS: NT DPI - Golden Snapper



[ASK ALL]

**C6.** Have received enough information from NT Fisheries to understand why Golden Snapper Recovery is need?

CHOOSE ONLY ONE	
<input type="checkbox"/>	Yes, fully sufficient
<input type="checkbox"/>	Mostly sufficient
<input type="checkbox"/>	Somewhat sufficient
<input type="checkbox"/>	Not sufficient
<input type="checkbox"/>	I have received no information
<input type="checkbox"/>	Other (please specify)
<input type="checkbox"/>	Not sure

[ASK ALL]

**C7.** What additional information would most help you to better understand the need for Golden Snapper management actions?

CHOOSE ALL THAT APPLY	
<input type="checkbox"/>	Scientific data on current stock levels
<input type="checkbox"/>	Explanation of how the recovery plan was developed
<input type="checkbox"/>	Comparison with similar fishery recoveries elsewhere
<input type="checkbox"/>	Information on the economic value of the fishery
<input type="checkbox"/>	Maps showing where stocks are depleted
<input type="checkbox"/>	Other (please specify)
<input type="checkbox"/>	Not sure

**SECTION F**

F1. A possession limit is the maximum number of fish a person may have in their possession at any time (other than in their permanent residence).

How strongly would you support or oppose a recovery plan that had the following limits on the number of fish in your possession?  
 Please choose one response in each row

<b>Strongly Oppose</b>	<b>Oppose</b>	<b>Neither support nor oppose</b>	<b>Support</b>	<b>Strongly support</b>	<b>Not sure</b>
Strong Action on Possession Limits is 1 Golden Snapper per person					
Moderate Action on Possession Limits is 2 Golden Snapper per person					
Light Action on Possession limits is no change 3 Golden Snapper per person					



F2. A Reef Fish Protection Area (RFPAs) is an area where people can't fish to safeguard where reef fish live and breed. There are already RFPAs in Darwin Harbour (orange boxes). We can support recovery by protecting more of the reefs. Options include increasing the size of existing RFPAs (White boxes), creating new ones near Dundee, or doing both (strongest protection).

How strongly would you support or oppose a recovery plan that had the following reef fish protection areas?  
 Please choose one response in each row

## Page 12

QMP 200 - ONLINE SURVEY  
I&R JOB REFERENCE: 3554  
PROJECT DETAILS: NTDPI - Golden Snapper



	Strongly Oppose	Neither Oppose or support	support	Strongly Support	Not sure
Strong Protection, increase the size of existing RFPAs and create new RFPAs					
Moderate Protection, create new RFPAs (orange + similar size RFPA located near Dundee)					
Keep the RFPAs the same as they are (orange on the map)					
Moderate Protection, increase the size of the existing RFPAs (orange + white on the map)					

### NEXT

F3. Seasonal protections is when reef fishing is not permitted at certain times of the year. Seasonal protections would apply to reef fishing in the purple area. Seasonal protections would not apply to other types of fishing, including land based fishing within this area (purple), or reef fishing outside of this area.

## Page 13

QMP 200 - ONLINE SURVEY  
I&R JOB REFERENCE: 3554  
PROJECT DETAILS: NTDPI - Golden Snapper



QMP 200 - ONLINE SURVEY  
 I&R JOB REFERENCE: 3554  
 PROJECT DETAILS: NT DPI - Golden Snapper



	Strongly Oppose	Oppose	Neither support nor oppose	Support	Strongly support	Not sure
Light Protection in only the early spawning season (October and November)						
Light Protection in only the late spawning season (March to May)						

QMP 200 - ONLINE SURVEY  
 I&R JOB REFERENCE: 3554  
 PROJECT DETAILS: NT DPI - Golden Snapper



	Strongly Oppose	Oppose	Neither support nor oppose	Support	Strongly support	Not sure
Moderate Protection in both the early and late spawning season (October to November and March to May)						
Strong Protection in the extended spawning period from October to June						
Very strong Protection, all year for 4 years						

**SECTION D: CHOICE MODEL TESTING RECOVERY STRATEGY SETTINGS**

Golden Snapper is a highly valued and highly targeted fish species and has significant cultural and economic value for Territorians. Golden Snapper catch in the Darwin area is 77% recreational, 22% Charter fishing, and 1 % commercial.

The most recent Golden Snapper Stock Assessment (2024) concluded that the stocks within the Greater Darwin Region are depleted. Only 14% remains compared to unfished levels. Under fisheries management rules, less than 20% is a trigger point to take immediate action.

Our scientists have calculated that we need to cut catch of Golden Snapper by more than half in the Darwin area to recover the stock.

**Recovery Tools:**

**Proactive fishing enhancement activities**

The Government is investing in other tools to support recovery and provide new fishing opportunities. These include:

## Page 16

QMP 200 - ONLINE SURVEY  
I&R JOB REFERENCE: 3554  
PROJECT DETAILS: NT DPI - Golden Snapper



- Fish Aggregating Devices (FADs) are structures placed in the water to attract baitfish, which in turn attract larger fish. This creates good fishing spots for species such as Spanish Mackerel, Tuna and Queenfish and helps provide great alternative fishing opportunities.
- Golden Snapper stocking in Darwin harbour.
- Placing artificial reefs in protection areas to improve habitat for animals at all levels of the food chain.

### Charter vessel management

- Currently Charter vessels have the same possession and vessel limits as recreational fishers.
- It is also an option for charter clients to have different limits to other recreational fishers.

### Personal possession limits

A possession limit is the maximum number of fish a person may have in their possession at any time (other than in their permanent residence).

- Light protection action would be keeping the possession limits as they are, 3 Golden Snapper per person.
- Moderate protection action would reduce the possession limit to 2 Golden Snapper per person.
- Strong protection action would reduce the possession limit to 1 Golden Snapper per person.

### Reef Fish Protection Areas (RFPAs)

A Reef fish protection area (RFPAs) is an area where people are not allowed to fish.

- Light protection action would be to keep the existing RFPAs as they are (orange boxes)
- Moderate protection action would be to increasing the size of existing RFPAs (orange and white boxes) or create new ones, such as off the area of Dundee.
- Strong protection action would be to both increase the size of the existing RFPAs (orange and white boxes) and create new ones, such as off the area of Dundee.

## Page 17

QMP 200 - ONLINE SURVEY  
I&R JOB REFERENCE: 3554  
PROJECT DETAILS: NT DPI - Golden Snapper

instinct



### Seasonal Protection

- Seasonal protections are when reef fishing is not permitted at specific times of the year.
- Seasonal protections would apply to reef fishing in the purple area
- Seasonal protections would not apply to other types of fishing including land-based fishing within the purple area, or reef fishing outside of this area.

QMP 200 - ONLINE SURVEY  
 I&R JOB REFERENCE: 3554  
 PROJECT DETAILS: NT DPI - Golden Snapper



QMP 200 - ONLINE SURVEY  
 I&R JOB REFERENCE: 3554  
 PROJECT DETAILS: NT DPI - Golden Snapper

Protection seasons options include:



[ASK ALL]

D1. In this section, we would like your help in choosing which actions to take. To do this, we will show you 5 different **hypothetical recovery scenarios** all involving a variety of actions.

**For each one you are shown:**

- Review the features of the recovery strategy.
- Then, tell us whether it is a strategy you would comply with (Yes or No)

**Some recovery strategies may look very similar, but each is different.**

Key Buying Factor	Levels (from lowest/worst to highest/best)						Type	Preference <small>What happens to preference when levels increase?</small>
	1	2	3	4	5	6		
1. Reef fish protection areas	Light Protection: Keep RFPAs the same as they are (orange)	Moderate protection: Increase the size of the existing RFPAs (orange + white)	Moderate protection: Create new RFPAs off Dundee	Strong protection: Increase the size of existing RFPAs, and create new RFPAs off Dundee			Continuous	Decreasing
2. Seasonal reef fish protection	No seasonal protection	Light Protection: Seasonal protection Oct-Nov	Light protection: Seasonal protection March to May	Moderate protection: Seasonal protection Oct-Nov and March-May	Strong protection: Seasonal protection Oct-Jun	Strongest protection: No fishing for reef fish or possession of reef fish for 4 years	Categorical	Decreasing
3. Personal possession limits	Light protection: Possession limit of 3	Moderate protection: Possession limit of 2	Strong protection: Possession limit of 1				Categorical	Decreasing

4. Information and education	None	Yearly public reports on recovery progress	Fishers and public are involved in citizen science and stewardship activities	Additional Scientific assessments and monitoring	Additional Scientific assessments, improved citizen science and stewardship initiatives		Categorical	None
5. Charter vessel management	None	Charter fishing has the same vessel and possession limits as recreational fishers	Charter vessels have different limits to recreational fishers of 1 Golden snapper per person, maximum of 8 per vessel	Increased charter vessel monitoring			Categorical	None
6. Proactive fishing enhancement activities	No proactive stock rebuilding activities	Golden Snapper Stocking	Fish aggregating devices to support other fishing opportunities	Building artificial reefs inside protection areas to provide habitat	Golden snapper stocking, FADs and artificial reefs.		Categorical	None
7. Compliance	None	More on-water compliance patrols, targeting protected areas.	Publicising the number of fines issued.	More boat-ramp compliance patrols, targeting possession limits.	More compliance patrols and publicise the number of fines		Categorical	None

Would you comply with this Golden Snapper recovery strategy?

Yes

No

Example (5 given per participant):

version 4, card 1	
<b>Key aspects of the recovery strategy</b>	
1. Reef fish protection areas	Moderate protection: Create new RFPAs off Dundee
2. Seasonal reef fish protection	Light protection: Seasonal protection March to May
3. Personal possession limits	Light protection: Possession limit of 3
4. Information and education	Yearly public reports on recovery progress
5. Charter vessel management	None
6. Proactive fishing enhancement activities	Golden snapper stocking, FADs and artificial reefs
7. Compliance	More boat-ramp compliance patrols, targeting possession limits.
Would you comply with this recovery plan?	<input type="radio"/> Yes, I would <input type="radio"/> No, I wouldn't
<input type="button" value="Previous"/> <input type="button" value="Next"/>	

**Q: If this Golden Snapper recovery strategy was implemented, would you support it and comply?**  
[Click here to view the description of the Recovery Tools](#)

version 4, card 2	
<b>Key aspects of the recovery strategy</b>	
1. Reef fish protection areas	Strong protection: Increase the size of existing RFPAs, and create new RFPAs off Dundee
2. Seasonal reef fish protection	No seasonal protection
3. Personal possession limits	Strong protection: Possession limit of 1
4. Information and education	Additional Scientific assessments and monitoring
5. Charter vessel management	Charter fishing has the same vessel and possession limits as recreational fishers
6. Proactive fishing enhancement activities	No proactive stock rebuilding activities
7. Compliance	More boat-ramp compliance patrols, targeting possession limits.
Would you comply with this recovery plan?	<input type="radio"/> Yes, I would <input type="radio"/> No, I wouldn't
<input type="button" value="Previous"/> <input type="button" value="Next"/>	

[ASK ALL]

**E1.** Where, if at all, do you currently get information about fishing regulations and stock management in the NT?

CHOOSE ALL THAT APPLY

<input type="checkbox"/>	NT Fisheries website
<input type="checkbox"/>	Social media (Facebook, Instagram, etc.)
<input type="checkbox"/>	Fishing clubs or associations
<input type="checkbox"/>	Word of mouth from other fishers
<input type="checkbox"/>	Radio or television
<input type="checkbox"/>	Newspapers or magazines
<input type="checkbox"/>	Signs at boat ramps or fishing shops
<input type="checkbox"/>	None of these/don't look for information
<input type="checkbox"/>	Other (please specify)
<input type="checkbox"/>	Not sure

[ASK ALL]

**E4.** How much, if at all, do you trust information published by NT Fisheries?


CHOOSE ALL THAT APPLY

<input type="checkbox"/>	Trust them completely
<input type="checkbox"/>	Trust them a lot
<input type="checkbox"/>	Somewhat trust them
<input type="checkbox"/>	Do not trust at all
<input type="checkbox"/>	Don't know
<input type="checkbox"/>	Other (please specify)
<input type="checkbox"/>	Not sure

**E5.** Is there anything else you would like NT Fisheries to know about how information on Golden Snapper Recovery should be communicated to the fishing community? (non-mandatory)

Open text: \_\_\_\_\_

QMP 200 - ONLINE SURVEY  
I&R JOB REFERENCE: 3554  
PROJECT DETAILS: NTDPI - Golden Snapper



**SECTION Z - DEMOGRAPHICS**

[ASK ALL]

**Z1.A.** From time to time our research leaves us with more questions to answer. Could Instinct and Reason recontact you in the future to ask if you would be willing to participate in further research on this topic? It may be an online survey, an online discussion group or an in-depth interview or focus group.

CHOOSE ONE OF THE FOLLOWING ANSWERS

<input type="radio"/>	Yes
<input type="radio"/>	No
<input type="radio"/>	Prefer not to say

**Z2.B.** Your input from this survey will help us shape a plan to recover Golden Snapper stocks around the Darwin region. Did you want to receive further updates as this plan is developed? When you give your personal information to the Northern Territory Government, your privacy is protected under the Information Act 2002. Click (Link) Information Act 2002 to see the legislation.

CHOOSE ONE OF THE FOLLOWING ANSWERS

<input type="radio"/>	Yes
<input type="radio"/>	No
<input type="radio"/>	Prefer not to say


[ASK IF Z4a or ZB? =1]

**B.** Great! Please provide us with your contact details. Please be assured all your personal information is treated in the strictest of confidence and we adhere to the Market and Social Research Code of Practice

PLEASE TYPE YOUR RESPONSE BELOW

<input type="text"/>	First Name
<input type="text"/>	Surname
<input type="text"/>	Phone number
<input type="text"/>	Email

QMP 200 - ONLINE SURVEY  
I&R JOB REFERENCE: 3554  
PROJECT DETAILS: NTDPI - Golden Snapper



[ASK IF Z4a=1]

**C.** Thank you very much for your time today. Do you have any comments in relation to this survey?

PLEASE BE AS DETAILED AS POSSIBLE - OPEN RESPONSE

Please click 'submit' to send your responses to us.

**END SURVEY**

**COMMUNICATIONS AND MARKETING**

**22. Please detail expenditure on advertising and communications during the period 1 July 2025 to 31 March 2026.**

**For each advertisement for which an expense was incurred:**

**a) What was the purpose/description of the advertisement?**

- b) **Who was the advertisement placed with, i.e., media outlet, newspaper, television station, digital platform, or other?**
- c) **What was the total production cost, including, but not limited to, design, commissions, and placement costs?**
- d) **Were tenders or expressions of interest called? If not, why not?**

A formal request for quote under Panel Contract D22-0090 - All Centres - Panel Contract for Provision of Communication and Marketing Services for a Period of 24 Months was issued on 19 December 2025. The request was for a marketing campaign including project planning and research, message development and creative production, media campaign implementation to develop a marketing proposal for a Fisheries Engagement Campaign.

A total of six submissions were received under this contract. With local NT business Reelwire Productions being the successful submission.

- e) **Did the agency enter into any separate arrangements for advertising placements or advertorials? If so, please provide details of expenditures and media outlets.**

The administrative burden to provide a detailed answer to this question has been determined to be excessive. As such, the Department of Agriculture and Fisheries has provided a high-level response to total advertising, marketing and communications spend for the Department during the period 1 July 2025 to 31 March 2026 of \$132,698.42.

Expenditure relates to a mixture of printed material for conferences and events, promotional material at shows, field days, marketing, advertising and design/production for the department.

A high-level breakdown of the costs is provided below:

Description	Expenditure (1 July 2025 to 31 March 2026)
Design/production	\$29,645.66
Events/conference	\$3,706.7

Marketing and advertising	\$49,146.67
Marketing consultants	\$27,151.25
Printing	\$8,861.93
Sponsorship	\$14,186.21
<b>Total expenditure</b>	<b>\$132,698.42</b>

## TRAVEL

**23. Please provide the total expenditure and itemised details of travel, including, but not limited to, travel-related costs such as accommodation, travel allowance, entertainment, car rental, meals and incidentals, in each Agency and authority during the period 1 July 2025 to 31 March 2026 broken down to:**

- a) **International Travel**
- b) **Interstate Travel**
- c) **Intrastate Travel**

For the period 1 July 2025 to 31 March 2026, the total travel expenses for the Department of Agriculture and Fisheries were \$772,364.

<b>Description</b>	<b>Intra-territory</b>	<b>Interstate</b>	<b>International</b>	<b>Total</b>
	<b>\$</b>	<b>\$</b>	<b>\$</b>	<b>\$</b>
Official Duty Fares	116,366	104,049	7,983	<b>228,398</b>
Accommodation	173,492	56,024	5,772	<b>235,288</b>
Travel Allowance	221,954	46,821	2,396	<b>271,171</b>
Others	32,979	4,022	506	<b>37,507</b>
<b>Grand Total</b>	<b>544,791</b>	<b>210,916</b>	<b>16,657</b>	<b>772,364</b>

**24. In the case of international travel identified in response to the question above, please provide the purpose, itinerary, persons and costs involved in each trip.**

<b>Travel from date</b>	<b>Travel to date</b>	<b>Destinations</b>	<b>Reason For Travel</b>	<b>Total Expense</b>
30/08/2025	8/09/2025	New Zealand & Tahiti (French Polynesia)	Attend and present at the 2nd International Tropical Rock Oyster Workshop and undertake research engagement with French Research Institute for Exploitation of the Sea (Ifremer).	993 <sup>^</sup>
26/10/2025	30/10/2025	Indonesia	Leveraging investment opportunities and expanding global market access for Northern Territory agriculture exports.	4,337
27/10/2025	1/11/2025	Indonesia	Leveraging investment opportunities and expanding global market access for Northern Territory agriculture exports.	5,610
27/10/2025	1/11/2025	Indonesia	Leveraging investment opportunities and expanding global market access for Northern Territory agriculture exports.	2,886
27/10/2025	1/11/2025	Indonesia	Leveraging investment opportunities and expanding global market access for Northern Territory agriculture exports.	2,831
<b>16,657</b>				

<sup>^</sup>note: travel expense and accommodation funded by 3<sup>rd</sup> party Ifremer

**25. Please provide itemised details and costs of all travel undertaken by the Minister that was paid for by the Agency or authority, including travel on charters during the period 1 July 2025 to 31 March 2026.**

**26. Please provide itemised details and costs of all travel undertaken by any Assistant Minister that was paid for by the Agency or authority, including travel on charters during the period 1 July 2025 to 31 March 2026.**

A whole of government response to Question 25 and 26 will be provided by the Department of the Chief Minister and Cabinet.

## **HOSPITALITY / FUNCTIONS AND EVENTS**

**27. Please provide full details of all official hospitality provided for the period 1 July 2025 to 31 March 2026.**

**In relation to each occasion where official hospitality was provided:**

- a) What was the purpose of the hospitality?**
- b) How many guests attended?**
- c) How many Ministers attended?**
- d) How many Ministerial staff attended?**
- e) How many MLAs attended?**
- f) How many Public Sector employees attended?**
- g) What was the total cost incurred?**

Full details of all official hospitality provided for the period 1 July 2025 to 31 March 2026 are outlined in the table below:

Event Details	Amount (\$)	No. of Ministers	No. of Ministerial Staff	No. of MLAs	No. of General NTPS	No. of External (Non-NTG)	Total number of attendees
2025 Chief Minister's Awards	100					1	1
Animal Health Committee Dinner 2026	405				2	7	9
Australian Veterinary Association Dinner	91				1		1
NT Cattlemen's Association Conference Dinner	334				3		3
Women in Business lunch	764				7		7
Lunch for visiting Diplomatic delegation	324				4	10	14
<b>Grand Total</b>	<b>2,018</b>						

## GRANTS, SPONSORSHIPS, DONATIONS AND INCENTIVES

**28. Please detail expenditure on grants, sponsorships, donations and incentives paid by your Agency (including the recipient of each payment) during the period 1 July 2025 to 31 March 2026, including agency budget totals to administer such programs.**

The table below details grant expenditure by the Department of Agriculture and Fisheries from 1 July 2025 to 31 March 2026. The total expenditure for the period was \$3.5 million.

It would be administratively onerous to detail the recipient of each payment and to identify which recipients are non-government organisations.

Program Name	YTD Grant Expenditure (\$)
Value Add Industry program	95,452
Bio-Security Project Co-contribution	915,402

CRCNA Fundamentals of Cropping-Systems in the NT Co-Contribution	262,548
EVMS Assistance Grant	4,171
Marine Rangers Grant	169,468
NAPCaRN Crawford Fund Grant 2025/2026	10,000
Next-Generation Weed Management Program	587,806
Australian Research Council Industrial Transformation Training Centre in Plant Biosecurity contribution	30,000
NT Veterinary Student Placement Subsidy Program	21,000
Recreational Fishing Futures Program	15,000
Recreational Fishing and Searanger Operational Grant	921,414
Sheep and Goat eID Equipment Subsidy Program	5,584
Fisheries Marine Ranger Support Grant	420,000
<b>Grant Total</b>	<b>3,457,845</b>

**29. Please detail the funds utilised to distribute awards and sponsorships in the period 1 July 2025 to 31 March 2026, and to what activities. Please list details of any contract periods as part of any arrangement.**

The table below details expenditure for awards and sponsorships made by the Department of Agriculture and Fisheries from 1 July 2025 to 31 March 2026. The total expenditure for the period was \$33,000.

<b>Program Name</b>	<b>YTD Grant Expenditure (\$)</b>
Sponsorship of NT Cattlemen's Association Annual Conference 2026	33,000
<b>Total</b>	<b>33,000</b>

**30. Indicate which awards and sponsorships were managed by Regional Offices. What is anticipated for the 2026/27 financial year?**

All awards and sponsorships are centrally managed, with input from regional teams across the Territory.

**31. Please detail the amounts paid on grants, donations and incentives to non-Government organisations for the period 1 July 2025 to 31 March 2026, including to which organisation and the services to be provided?**

Refer Q28 for details.

## **MEDIA MONITORING SERVICES**

**32. Provide expenditure details on media monitoring services for the period 1 July 2025 to 31 March 2026 (including entities engaged and who utilises the service).**

A whole-of-government response to Question 32 will be provided by the Department of the Chief Minister and Cabinet

## **INFRASTRUCTURE PROJECTS**

**33. How many projects have been submitted or are in the process of being submitted to Infrastructure Australia or Northern Australia Infrastructure Facility (NAIF) to be considered for the Infrastructure Priority List?**

**34. Please provide details of newly committed projects for the period 1 July 2025 to 31 March 2026.**

**35. Please provide details of contracts awarded to interstate firms, the purpose of the contract, the cost, and why a territory firm was not chosen.**

A whole-of-government response to Questions 33 to 35 will be provided by the Department of Logistics and Infrastructure.

## **GOVERNMENT LEASED BUILDINGS**

**36. What is the total annual power bill of each Government building owned/leased/used by this Department for the period 1 July 2025 to 31 March 2026?**

Total power expense for 1 July 2025 to 31 March 2026 for the Department of Agriculture and Fisheries is as detailed below:

<b>Building/Location</b>	<b>Power Bill Total (\$)</b>
Arid Zone Research Institute	100,015
Barkly House, Tennant Creek	10,177
Beatrice Hill Research Station	29,082
Berrimah Farm Science Precinct	786,457
Coastal Plains Research Station	19,897
Darwin Aquaculture Centre	191,322
Fisheries - 33 Vaughan Street	33,986

Katherine Research Farm	77,843
Katherine Trucking Yards	1,349
Old Owen Springs Homestead and Yards	2,137
<b>Grand Total</b>	<b>1,252,265</b>

**37. What is the total annual leased space of each Government building used by this Agency/authority and at what cost for the period 1 July 2025 to 31 March 2026?**

**38. How much Government owned or leased premises or office space is currently under-utilised (at less than 100 per cent occupied) or vacant?**

A whole-of-government response to Questions 37 and 38 will be provided by the Department of Corporate and Digital Development.

**39. Please detail all expenditure for the period 1 July 2025 to 31 March 2026 incurred by the Agency on repairs, maintenance or replacement of assets as a direct result of:**

- a) Vandalism
- b) Theft
- c) Property damage associated with criminal activity

**40. For each instance:**

- a) Nature of damage
- b) Location/ region (table)
- c) Cost

**41. What preventative measures has the Agency implemented to reduce crime-related damage to assets?**

A whole-of-government response to Questions 39 to 41 will be provided by the Department of Logistics and Infrastructure and Department of Housing, Local Government and Community Development.

## **FEES AND CHARGES**

**42. Please detail the statutory or legislative fees and charges levied by your Agency/authority, the revenue raised in the 2025/26 financial year and whether any of these fees and charges were increased following the 2026 budget.**

The tables below detail the statutory or legislative fees and charges levied by the department during the period 1 July 2025 to 31 March 2026.

<b>Agency Fees and Charges*</b>	<b>Revenue Raised (\$) exclusive of GST</b>
Biosecurity fees and diagnostic testing	321,873
<b>Agency Fees and Charges Total</b>	<b>321,873</b>

*\*Excludes fees and charges collected from Territory Government entities*

<b>Fees and Charges received to Accountable Officer's Trust Accounts (AOTA)</b>	<b>Revenue Raised (\$) exclusive of GST</b>
Fisheries licence fees and levies	523,249
Northern Territory Seafood Council levy	72,814
<b>Fees and Charges received to AOTA Total</b>	<b>596,063</b>

<b>Income administered for the Central Holding Authority (CHA)</b>	<b>Revenue Raised (\$) exclusive of GST</b>
<b>Royalties and Rent (Non- Aboriginal Land)</b>	
Land rent	5,821,325
Royalties on biological resources	92,423
<b>Income administered for the CHA Total</b>	<b>5,913,748</b>

## INTERNAL AUDITS

### 43. How many internal audits and financial investigations were conducted in the period 1 July 2025 to 31 March 2026?

Two internal audit was completed in the period 1 July 2025 to 31 March 2026.

### 44. What were the terms of reference or focus for each investigation?

<b>Internal audit/investigation</b>	<b>Terms of Reference or focus</b>
Private and Sensitive Information Management Audit	Assess non-compliance with the privacy requirements addressed in the Information Act 2002.
Fraud and Corruption Control Framework Audit	Assess the adequacy and effectiveness of the department's

Internal audit/investigation	Terms of Reference or focus
	fraud and corruption control framework, and the extent to which existing controls operate as intended to mitigate fraud and corruption risks.

**45. Please provide details of any fraud, anomalies, breaches of financial legislation or Northern Territory Government policy and procedures exposed by the audits and financial investigations.**

No fraud, anomalies or breaches of financial legislation or Northern Territory Government policy and procedures were exposed by the Internal Audit completed.

**46. How many agencies have been referred to existing bodies, e.g. Integrity and Ethics Commissioner /Independent Commission Against Corruption (ICAC), and how?**

Agencies would not be privy to details of referrals made to Independent Statutory Officers.

**47. How many have been resolved? Please detail the agency referred to, the date of referral and the date resolved, including those with multiple referrals.**

Agencies would not be privy to details of referrals made to Independent Statutory Officers.

**BOARDS / ADVISORY BODIES**

**48. Please detail all boards and advisory bodies in your Agency in 2025/26, also providing the following information:**

- a) **The Terms of Reference, if changed since the election.**
- b) **The current members and when they were appointed**

**49. The number of times the Board met during the period 1 July 2025 to 31 March 2026.**

<b>BOARDS / ADVISORY BODIES</b>
Alice Springs Pastoral Industry Advisory Committee
Animal Welfare Advisory Committee
Barkly Research Advisory Committee
Katherine Pastoral Industry Advisory Committee
NT Fishing Industry Research and Development Fund Advisory Committee
Pastoral Land Board
Recreational Fishing Advisory Committee
Veterinary Board of the NT

**Alice Springs Pastoral Industry Advisory Committee**

- 48 a) Not applicable  
b)

<b>Name</b>	<b>Appointed</b>
Mr Andy Hayes	20 April 2023
Mr Ross Nowland (Ex-Officio)	N/A
Mr Jamie Kunze	31 July 2024
Ms Nicole Hayes (Chair)	20 April 2023
Mr Ross Stanes	20 April 2023
Mr Shane Nicolle	14 October 2025
Ms Tanya Brooks	20 April 2023
Mr Terry Martin (Deputy Chair)	20 April 2023
Mr Steve Broad	20 April 2023

- 49 Twice

**Animal Welfare Advisory Committee**

- 48 a) No change since election  
b) The current members and when they were appointed

<b>Name</b>	<b>Appointed</b>
Mr Charles Drury	12 January 2024
Kathleen Gregor	N/A
Dr Michelle Jeffery	2 May 2024
Dr Alexandra Hesford	1 May 2025
Mr Reece Ravlich	31 October 2024
Ms Ceny Hussie	1 May 2025
Dr Brooke Rankmore	12 January 2024
Sam Hyson	4 Sep 2025

- 49 Twice

### **Barkly Research Advisory Committee**

48 a) Not applicable

b)

<b>Name</b>	<b>Appointed</b>
Mr Jack Ford	8 May 2024
Mr Ross Nowland (Ex Officio)	N/A
Mr Andrew Cochrane (Chair)	4 September 2025
Ms Mary-Colleen Vaughan	8 May 2024
Mr Matthew Barrett	8 May 2024
Ms Natalie Gibson	8 May 2024
Mr Tom Hall	8 May 2024
Mr Rob Bailey	4 September 2025

49 Twice

### **Katherine Pastoral Industry Advisory Committee**

48 a) Not applicable

b)

<b>Name</b>	<b>Appointed</b>
Mr Allan Andrews	6 April 2023
Mr Jay Mohr-Bell (Chair)	6 April 2023
Ms Kate Watts	31 July 2024
Mr Keith Holzwart	6 April 2023
Mr Kieren McCosker	15 November 2023
Ms Lisa Dyer	6 April 2023
Ms Margo Gugger	31 July 2024
Ms Peta Stockwell	31 July 2024
Mr Tim Schatz (Ex-Officio)	15 November 2023
Ms Trudi Oxley (Deputy Chair)	31 July 2024
Ms Susan King (Ex Officio)	N/A

49 Twice

### **Pastoral Land Board**

48 a) No changes to the Terms of Reference since the election.

b)

<b>Name</b>	<b>Position</b>	<b>Date of Initial Appointment</b>	<b>Expiry date</b>
Mr Paul Burke	Chairperson	28 August 2023 (member) 22 November 2023 (Chairperson)	27 November 2027
Mr Allan Andrews	Deputy Chairperson	28 August 2023 21 March 2024 (Deputy Chair)	27 August 2027

Mr Roy Chisholm	Member – Pastoralist	28 August 2019	27 August 2027
Ms Amber Driver	Member – Pastoralist	22 September 2025	22 September 2029
Ms Valmai Dyer	Member – Pastoralist	28 August 2025	28 August 2029
Mr Alastair Shields	Member	14 June 2019	14 June 2026
Dr Michael Wellington	Member	28 August 2023	27 August 2027

49 The Pastoral Land Board met eight times between 01 July 2025 and 31 March 2026.

**Recreational Fishing Advisory Committee**

- 48 a) Not applicable  
b) The current members and when they were appointed

<b>Name</b>	<b>Appointed</b>
Mr Alex Julius	19 May 2016
Mr Blane Simmonds – (NTGFIA representative)	N/A
Mr Braden Menzies	11 July 2022
Mr Chris O'Brien	8 February 2024
Mr Greg Ireland	8 June 2021
Mr Jason Elsegood	8 February 2024
Ms Julia Christensen	11 July 2022
Ms Kristen Noble	19 May 2016
Mr Leigh Eldridge	8 February 2024
Ms Roxsean Edwards	19 May 2016
Ms Samantha Gill	8 June 2021
Mr Warren De With – (AFANT Representative)	N/A

49 Nil

**Veterinary Board of the NT**

- 48 a) Not applicable  
b) The current members and when they were appointed

<b>Name</b>	<b>Appointed</b>
Dr Rob Williams	17 October 2024
Ms Kathleen Gregor	28 April 2023
Ms Marion Davey	14 Oct 2025
Dr Michelle Jeffery	28 Jan 2026

Ms Elizabeth Stedman	27 September 2024
Ms Lauren Walter	27 September 2024

49 Three

## REVIEWS AND INQUIRIES

### 50. Details of all reviews and inquiries completed or commenced since 1 July 2025, also providing the following information:

- a) The Terms of Reference
- b) The criteria for selection of all panel members
- c) The composition, qualifications and state or Territory of residence of the persons undertaking the review/inquiry
- d) The cost of the review/inquiry
- e) How the information was/is accumulated to contribute to the review/inquiry
- f) If completed, when, the outcome and whether the report has been tabled in the Legislative Assembly
- g) If not completed when this is expected

#### Review 1:

A Review of Recruitment and Selection Practices for the Department of Agriculture and Fisheries was undertaken by the Independent Commissioner Against Corruption (ICAC).

- a) The Terms of Reference
  - Independent review undertaken by ICAC under sec 23 of the ICAC Act.
  - Assess the effectiveness, transparency and compliance of the department's recruitment and selection practices, with a specific focus on identifying, addressing and preventing improper conduct
  - Examine whether processes are applied consistently, align with merit-based requirements, and support sound, defensible decision-making.
- b) The criteria for selection of all panel members  
Not applicable.
- c) The composition, qualifications and state or Territory of residence of the persons undertaking the review/inquiry  
Not applicable.
- d) The cost of the review/inquiry  
Nil to agency.

- e) How the information was/is accumulated to contribute to the review/inquiry
- A sample of 20 recruitment activities was selected, comprising 10 advertised and 10 non-advertised processes with documents sourced direct by the ICAC team from eRecruit systems during the period of 1 February 2025 and 31 August 2025.
  - Meetings/discussion were held with Agency staff to discuss finding and additional information.
- f) If completed, when, the outcome and whether the report has been tabled in the Legislative Assembly.

A summary of the outcome was tabled in the Legislative Assembly on 07 May 2026 by the ICAC Commissioner.

- g) If not completed when this is expected
- Completed.

#### Review 2:

The Department engaged Bush Agribusiness Pty Ltd to undertake an independent review of the Research Farm Strategy.

- a) The Terms of Reference were:
- Undertake an independent review of the 'Research Farm Strategy 2025-2030'
  - Provide analysis relating to the immediate and medium-term initiatives in the strategy
  - Review and analysis of the longer-term initiatives
  - Identify alternative initiatives that may be considered
- b) The criteria for selection of all panel members
- Price
  - Local Content
  - Past Performance
  - Timeliness
  - Capacity
  - Scope Specific
- c) Bush AgriBusiness Pty Ltd is based in Toowoomba Queensland. They advised that they would commit a team of three staff members to provide analysis of the project. The consultants involved have decades of experience in the northern agricultural sector and have worked in government, industry and for peak bodies. Further to this, the business spends significant amounts of time every year working in the NT and is extremely well connected in the industry here.

- d) The total cost of the 'Review of the Research Farm Strategy' is \$26,950 (ex GST)
- e) Bush AgriBusiness Pty Ltd drew upon their decades of experience working in the agricultural sector to inform the report and undertook extensive consultation sessions and workshops with stakeholders. Bush AgriBusiness Pty Ltd undertook consultation sessions with:
  - NT Cattlemen's Association
  - The Alice Springs, Barkly Region and Katherine Beef Research Advisory Committees
  - NT Farmers Association
  - Department staff.
- f) Bush AgriBusiness Pty Ltd and the Department are in the final stages of preparing the report. The final report will be provided to the Minister and made public.
- g) The report was delivered in May 2026.

**51. Please provide a comprehensive list of all:**

- a) Policies.**
- b) Procedures.**
- c) Guidelines.**
- d) Discussion papers.**
- e) Briefing papers.**
- f) Reports.**
- g) Reviews.**
- h) Media releases.**
- i) Internal communications intended for external publication.**
- j) Submissions to Federal Parliamentary Inquiries and other inquiries by Independent Agencies.**
- k) Responses to reviews and inquiries issued or updated between 1 July 2025 to 31 March 2026.**

**52. For each document listed:**

- a) Date of issue.**
- b) Whether publicly released.**
- c) If not publicly released, why not.**

With reference to Questions 51 and 52 reports, findings and associated materials arising from official government reviews and inquiries, where appropriate are made publicly available. Such material is typically published on relevant agency websites, subject to applicable legislative, policy and confidentiality requirements.

## WORKPLACE HEALTH AND SAFETY

### 53. Please provide the number, nature and cost of reportable safety issues for the period 1 July 2025 to 31 March 2026.

- Nil notifiable incidents reported to NT WorkSafe under section 35 of the *Work Health and Safety (National Uniform Legislation) Act 2011*
- 50 total reported incidents that led to or could have led to a physical or psychological injury, illness or disease, or where property and/or equipment was damaged.

### 54. Please detail the number of stress-related matters and claims for the period 1 July 2025 to 31 March 2026.

For the period 1 July 2025 to 31 March 2026, there were:

- There were 2 new mental stress claims that were lodged under the *Return to Work Act 1986*.

## REGIONAL OFFICES

### 55. Please detail expenditure on staff located in regional offices across the Territory. Include the number of staff, their functions and outcomes achieved since 1 July 2025. What are the locations for which they are responsible?

Location/Region	Head Count Mar-26	Total salary expenditure	Functions
Tennant Creek/Barkly	3	\$198,015	Provide a dedicated workforce to advance the Department's strategic and operational objectives.
Katherine/Big Rivers	44	\$3,296,483	
Alice Springs/Central Australia	23	\$1,352,954	
<b>Total</b>	<b>70</b>	<b>\$4,847,452</b>	

## CONFLICTS OF INTEREST

### 56. What policies and procedures are in place to identify, declare and manage conflicts of interest in:

- a) Procurement processes
- b) Grant allocation processes

**57. How many conflicts of interest were declared in the period 1 July 2025 to 31 March 2026 in:**

- a) Procurement.
- b) Grants programs.

**58. For each declared conflict of interest:**

- a) What mitigation measures were implemented?
- b) Was the individual excluded from decision-making?

**59. Were any breaches of conflict-of-interest policies identified?  
If so:**

- a) Provide details.
- b) What actions were taken?

With reference to Questions 56-59 all NT Government employees and officers are bound by the NT Public Sector Code of Conduct, established under the Public Sector Employment and Management Act 1993 (NT).

Employment Instruction 12 provides the Code of Conduct for the Northern Public Sector (Clause 5.4. Conflict of Interest)

[https://ntgcentral.nt.gov.au/data/assets/pdf\\_file/0003/742593/code-of-conduct-for-the-northern-territory-public-sec.pdf](https://ntgcentral.nt.gov.au/data/assets/pdf_file/0003/742593/code-of-conduct-for-the-northern-territory-public-sec.pdf)

**60. Are conflict-of-interest declarations independently audited or reviewed? If so, by whom? Please provide copies of any conflict-of-interest guidelines, policies or training materials used by the Agency.**

Each agency is responsible for managing and reviewing declared conflicts of interest in accordance with the agency's own conflict of interest policy.

## **OPERATIONAL SAVINGS**

**61. Please identify all savings measures implemented by the Agency to contribute to the Government's \$20 million per annum, per agency operational savings target, including:**

- a) Description of each measure
- b) Estimated savings
- c) Actual savings achieved to date

**62. Please identify any reductions in:**

- a) Staffing
- b) Programs
- c) Service delivery resulting from these savings measures.

**63. What impact assessments were undertaken prior to implementing these savings?**

**64. Have any services been reduced, delayed or discontinued as a result of these savings measures? If so, provide details.**

**65. What reductions have been made in the following categories:**

- a) Consultancies
- b) Travel
- c) Communications and marketing
- d) Other discretionary spending

**66. Please quantify how much has been saved in each of the above categories.**

**67. Please provide any internal reports or advice identifying service delivery risks within the Agency for 2025–26.**

**68. Please identify any programs or services where demand exceeded available funding or capacity.**

**69. Please provide details of any projects or programs delayed due to budget constraints or resourcing issues.**

With reference to Questions 61, 62, 63, 64, 65, 66, 67, 68 and 69, the Department of Agriculture and Fisheries contribution to the \$20 million whole-of-government savings equated to 1.6% of its internally funded operational budget (excluding non-cash items) and applied as an efficiency dividend across the agency consistent with usual parameters applied at each budget.

## **COST PRESSURES**

**70. What specific programs, policies or initiatives, for the period 1 July 2025 to 31 March 2026 has the Agency implemented or**

contributed to in the reporting period to reduce cost of living pressures for Territorians? Please detail:

- a) Target cohort
- b) Budget allocation
- c) Measurable outcomes or KPIs

Nil

**71. Has the Agency undertaken any modelling or analysis of cost-of-living pressures relevant to its portfolio? If so:**

- a) Please provide copies
- b) What policy changes have resulted?
- c) Cost of modelling

Nil

**72. Please identify any fees, charges or cost-recovery mechanisms administered by the Agency that have increased since 1 July 2025, including:**

- a) Amount of increase
- b) Rationale
- c) Estimated impact on households/businesses

The agency reviews its fees and charges register every year as per legislative requirements and in-line with CPI and revenue unit increases.

72 a) Regulatory and fee for service charges have automatically increased with the increase of revenue unit values and CPI in 2025-26.

The Biosecurity and Animal Welfare division implemented a \$20 fee from January 2026 for Plant Health Assurance Certificate Books for primary producers.

b) The new fee was introduced due to increased printing costs. This is a cost recovery for the delivery of a regulatory activities undertaken by the Biosecurity and Animal Welfare division.

c) Minimal Impact to primary producers per year.

Fisheries:

72 a) Renewal of fishery licences and associated administrative fees increased by 3%, in line with the CPI rate applied to government fees and charges for the 2025–26 licensing year.

In addition to licence renewals, total Vessel Monitoring System (VMS) levies for the Coastal Line, Mud Crab, and Offshore Net and Line fisheries increased compared to the 2024–25 financial year (Table 1).

Table 1. VMS levy increases from 2024–25 to 2025–26

Fishery	2024–25 (\$)	2025–26 (\$)	Increase (\$)
A1 – Coastal Line	13,596	15,582	+1,986
A8 – Mud Crab	59,026	59,991	+965
A5 – Offshore Net and Line	7,448	8,221	+773.

b) CPI indexation is applied to ensure that fees and cost-recovery arrangements maintain their real value over time, reflecting increases in the cost of delivering fisheries management activities and supporting the ongoing sustainability and effectiveness of regulatory and operational programs. It is noted that licence and administrative fees do not fully recover the costs of managing these fisheries, representing only partial cost recovery.

VMS levies are based on actual and committed costs under the Australian Fisheries Management Authority (AFMA) National Vessel Monitoring System (NVMS) Program – Provision of Services 2025 (PoS 2025). The increases reflect both higher baseline program costs and each fishery’s proportional allocation of those costs.

c) CPI increases to fishery licences and associated administrative fees are incremental and generally considered manageable within normal operating cost fluctuations (e.g. fuel, maintenance, labour). The impact of VMS levy increases on businesses is also expected to be low, equating to approximately \$19 to \$198 per licence across the affected fisheries.

#### Agriculture:

##### Pastoral lease rent factor

- From 01 July 2025, the pastoral lease rent factor increased from \$3.41 to \$3.47 under the *Pastoral Land Act 1992*.
- The factor is indexed annually on the recommendation of the Department of Treasury and Finance.
- The increase affected pastoral lease holders, with total invoices increasing from \$5,710,511 in 2024-25 to \$5,807,553 in 2025-26.

**73. What steps has the Agency taken to ensure government services delivered by the Agency are accessible and affordable, particularly in remote and regional areas?**

The Department maintains regional offices and staff in Katherine, Tennant Creek and Alice Springs to provide services in regional areas. Fees and charges for stock inspections are at the regulatory amount which is below the actual cost to provide the services. Biosecurity services are provided free of charge for Emergency Animal Disease, Plant and Aquatic pest and disease inspections.

**74. Has the Agency reviewed any programs or services to reduce out-of-pocket costs for users? If so, provide details and outcomes.**

Nil

**75. Please quantify any savings to households or businesses that have resulted from Agency initiatives since 1 July 2025.**

Nil

**76. What additional costs has the Agency incurred during the period 1 July 2025 to 31 March 2026 as a result of increases in fuel prices? Please detail:**

- a) Total additional expenditure attributable to fuel price increases.
- b) Impact on operational budgets (including service delivery, logistics, and regional operations).
- c) Any mitigation strategies implemented to manage these increased costs.

The information requested is not discernible within the current Estimates reporting period and could only be compiled with substantial administrative effort. Providing a response would result in an undue diversion of the Department of Agriculture and Fisheries resources from service delivery functions.

**77. What additional costs has the Agency incurred during the period 1 July 2025 to 31 March 2026 as a result of increases in airfares? Please detail:**

- a) Total additional expenditure attributable to airfare increases.
- b) Impact on travel requirements, including any reduction, deferral or substitution of travel.
- c) Any changes to service delivery, stakeholder engagement or program implementation as a result.

There is no data readily available to report on the additional costs incurred as a result of the airfare increase as this is not tracked separately. The administrative burden to provide a detailed answer to this question has been determined to be excessive.

## COMPLAINTS

**78. Number of complaints received about Agency services, broken down by category, complainant (internal or external) and outcome.**

Nil

## OTHER EXPENDITURE

**79. Please provide details for the period 1 July 2025 to 31 March 2026 on the following matters:**

**a) Whether the Agency or Ministerial Offices utilise artificial intelligence or other digital services to enhance or promote social media or public communications, including:**

- a) The name and purpose of each service used.**
- b) Total expenditure on such services.**

**b) All paid subscriptions held by the Agency, including:**

- a) Type and purpose (e.g. software, data services, publications, memberships).**
- b) Total cost of each subscription.**
- c) Whether each subscription has been reviewed for cost efficiency or ongoing necessity.**

Microsoft Copilot is endorsed as the preferred generative AI tool for use within the NT Government. The NT Government version of Copilot operates entirely within its secure digital environment, ensuring that information entered is not exposed to the internet.

All use of AI must comply with the acceptable use of digital resources policy, the code of conduct and align with the [AI ethics principles](#) outlined in the [AI assurance framework](#). Refer NTGCentral – Artificial intelligence policy.'

**c) Expenditure on the production of Government materials in Aboriginal languages and culturally and linguistically diverse (CALD) languages, including:**

- a) Languages materials were produced in.**
- b) Total cost.**

**d) The number of instances where non-government organisations or private entities have assisted the Agency.**

**e) The number of consultations, engagements or community meetings that were cancelled, rescheduled or postponed due to the unavailability of interpreters, including the language required.**

A whole-of-government response to Question 79 c) to e) will be provided by the Department of Housing, Local Government and Community Development.

**f) Reimbursements made to staff, including:**

- a) Total value of reimbursements (including fuel and work-related purchases).**
- b) The types of expenses reimbursed.**
- c) Average processing time for reimbursement.**

All reimbursements made to NT Public Sector staff for official government purposes are subject to approval by an authorised financial delegate.

Reimbursements are made in accordance with relevant legislative requirements, financial management frameworks and agency policies, and include expenses incurred in the course of performing official duties, such as approved work-related purchases and fuel expenses.

Processing of reimbursements occurs in line with established financial procedures and internal controls to ensure appropriate oversight and accountability.

**g) Heritage-listed buildings under the Agency's responsibility that have received, or are scheduled to receive, repairs or maintenance, including:**

- a) Description of works undertaken or planned.**

**b) Total cost.**

A whole-of-government response to Question 79 g) will be provided by the Department of Logistics and Infrastructure.

**h) Expenditure associated with Government-hosted or Government-attended events, including:**

- a) Traffic management and control costs.**
- b) Policing, security or crowd control costs.**

A whole-of-government response to Question 79 h) will be provided by the Department of Tourism and Hospitality.

**MEDIA ENQUIRIES**

**80. Please detail all media enquiries received by the Agency during the period 1 July 2025 to 31 March 2026, including:**

- a) The date each enquiry was received.**
- b) The media outlet or individual making the enquiry.**
- c) The subject matter of the enquiry.**
- d) The date a response was provided**

**81. For each enquiry where no response was provided, please detail the reasons why no response was issued.**

**82. For each enquiry where a response was provided, please provide a copy of the response.**

In relation to Questions 80 to 82 the administrative burden required to respond is excessive and would result in undue diversion of resources from service delivery.

The Department estimates it received approximately 150+ media enquiries during this period. Where relevant the outcomes of those media enquiries have been published by various media outlets and are publicly available.