



(30 records), one bore (M62) exceeded the annual licensed extraction of 1020 ML by 22 ML (or 2%) in 2004/05.

\* Of the licensed extraction for each individual bore over the last five years, a number of bores exceeded the monthly licensed extraction on 29 occasions, about 10% of monthly figures reported.

· Power and Water reports monthly extractions to the Controller of Water Resources on a regular basis. Over the last twelve months Power and Water has engaged in a range of discussions with the Controller on the current license structure and the present operational constraints for the borefield. It has been agreed with the Controller that a new license will be negotiated in conjunction with the proposed extension of Howard East Borefield Stage 2, to address operational concerns of both Power and Water and the Department of Natural Resources, Environment and the Arts.

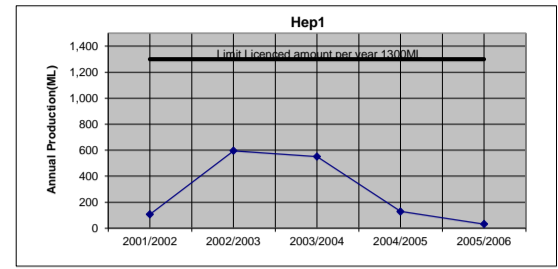
See also attached Excel document.

Units =Kltrs

2001/2002	2002/2003	2003/2004	2004/2005	2005/2006	Limit monthly amount (kL)	Limit Licenced amount per year (kL)
-----------	-----------	-----------	-----------	-----------	---------------------------	-------------------------------------

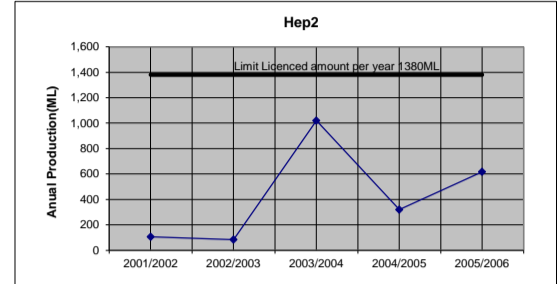
	Hep1	Hep1	Hep1	Hep1	Hep1		
July	0.00	0.00	83,338.90	0.00	0.00	110,000	1,300,000
August	0.00	0.00	36,046.80	0.00	0.00		
September	0.00	41,140.00	59,425.90	0.00	0.00		
October	0.00	87,660.00	0.00	49,017.00	31,463.00		
November	0.00	72,469.00	2,471.00	72,061.00	0.00		
December	0.00	53,538.00	0.00	3,408.00	0.00		
January	0.00	68,639.00	0.00	0.00	0.00		
February	0.00	72,959.00	73,231.00	0.00	0.00		
March	0.00	2,074.12	116,692.00	0.00	0.00		
April	0.00	5,881.88	87,758.00	3,420.00	0.00		
May	89,771.00	93,766.00	92,016.00	0.00	0.00		
June	16,607.00	97,210.10	0.00	0.00	0.00		
<b>TOTAL</b>	<b>106,378</b>	<b>595,337</b>	<b>550,980</b>	<b>127,906</b>	<b>31,463</b>		

2001/2002	106.38	1300
2002/2003	595.34	1300
2003/2004	550.98	1300
2004/2005	127.91	1300
2005/2006	31.46	1300



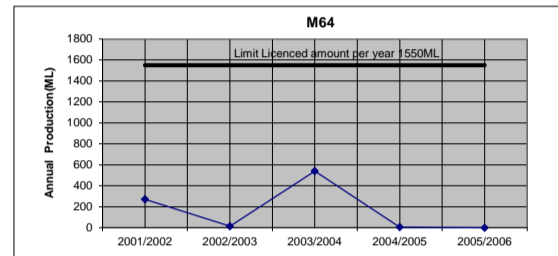
	Hep2	Hep2	Hep2	Hep2	Hep2		
July	0.00	10,326.05	31,646.00	116,186.00	374.00	120,000	1,380,000
August	0.00	0.00	93,992.70	61,935.90	5,638.00		
September	0.00	0.00	139,287.70	0.00	73,483.00		
October	0.00	0.00	116,305.00	0.00	75,311.00		
November	0.00	0.00	99,565.00	0.00	69,888.00		
December	0.00	0.00	81,696.00	0.00	2,073.00		
January	0.00	0.00	113,457.70	0.00	0.00		
February	0.00	0.00	37,061.00	0.00	68,821.00		
March	0.00	0.00	0.00	0.00	121,445.00		
April	0.00	0.00	58,547.00	23,328.00	110,476.00		
May	89,771.00	0.00	125,637.00	85,906.90	90,019.00		
June	16,607.00	73,891.30	122,686.00	32,033.00	0.00		
<b>TOTAL</b>	<b>106,378</b>	<b>84,217</b>	<b>1,019,881</b>	<b>319,390</b>	<b>617,528</b>		

2001/2002	106.378	1380
2002/2003	84.217	1380
2003/2004	1019.881	1380
2004/2005	319.39	1380
2005/2006	617.528	1380



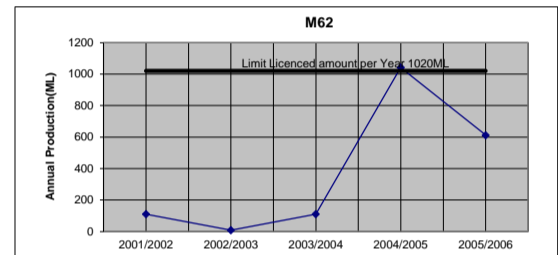
	M64	M64	M64	M64	M64		
July	0.00	0.00	102,002.00	1,262.00	0	140,000	1,550,000
August	117,953.00	0.00	60,413.00	0.00	0		
September	98,962.00	0.00	11,686.00	0.00	0		
October	0.00	0.00	108,661.00	0.00	0		
November	0.00	0.00	56,828.00	0.00	0		
December	54,742.00	0.00	0.00	0.00	0		
January	0.00	0.00	0.00	0.00	0		
February	0.00	0.00	0.00	0.00	0		
March	0.00	0.00	0.00	0.00	0		
April	0.00	0.00	62,119.00	4,797.00	0		
May	0.00	0.00	5,467.00	0.00	0		
June	0.00	14,999.00	133,660.00	0.00	0		
<b>TOTAL</b>	<b>271,657</b>	<b>14,999</b>	<b>540,836</b>	<b>6,059</b>	<b>0</b>		

2001/2002	271.657	1550
2002/2003	14.999	1550
2003/2004	540.836	1550
2004/2005	6.059	1550
2005/2006	0	1550



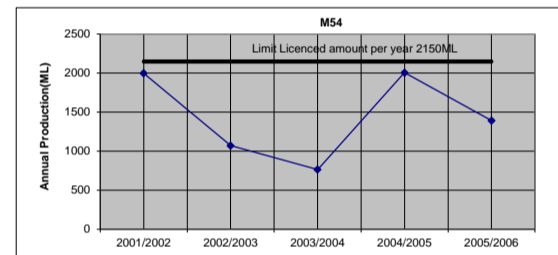
	M62	M62	M62	M62	M62		
July	0.00	0.00	141,776.00	149,644.00	0.00	90,000	1,020,000
August	111,005.00	0.00	71,348.98	147,200.00	126,751.00		
September	0.00	0.00	2,721.00	147,262.00	99,037.00		
October	0.00	0.00	12,724.00	140,562.00	88,645.00		
November	0.00	0.00	12,805.00	33,570.00	77,432.00		
December	0.00	0.00	0.00	0.00	0.00		
January	0.00	0.00	0.00	0.00	0.00		
February	0.00	0.00	0.00	0.00	0.00		
March	0.00	0.00	0.00	0.00	0.00		
April	0.00	0.00	0.00	117,421.00	3,343.00		
May	0.00	0.00	0.00	162,793.00	67,418.00		
June	0.00	8,638.00	10,778.00	151,616.00	0.00		
<b>TOTAL</b>	<b>111,005</b>	<b>8,638</b>	<b>110,377</b>	<b>1,042,200</b>	<b>612,270</b>		

2001/2002	111.005	1020
2002/2003	8.638	1020
2003/2004	110.377	1020
2004/2005	1042.2	1020
2005/2006	612.27	1020



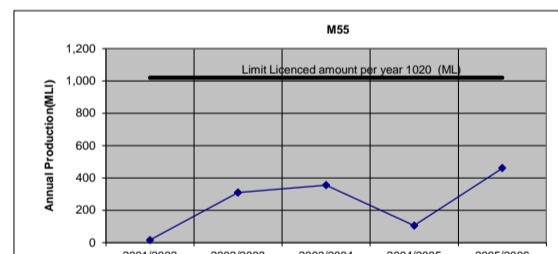
	M54	M54	M54	M54	M54		
July	0.00	237,277.00	178,106.00	62,078.40	173,288.00	190,000	2,150,000
August	209,874.00	230,174.00	177,245.00	193,032.00	164,276.00		
September	207,907.00	193,588.00	155,359.00	175,946.40	157,637.00		
October	155,638.00	71,415.00	171,410.00	181,137.60	156,743.00		
November	175,552.00	0.00	80,321.00	178,894.80	160,890.00		
December	220,233.00	0.00	0.00	174,862.80	169,425.00		
January	75,400.00	0.00	0.00	174,862.63	164,746.87		
February	175,600.00	0.00	0.00	163,356.00	54,079.00		
March	200,300.00	0.00	0.00	180,735.00	0.00		
April	114,368.00	5,638.00	0.00	173,822.00	10,570.00		
May	244,375.00	159,626.00	0.00	174,627.00	179,705.00		
June	217,465.00	172,048.00	0.00	171,182.00	0.00		
<b>TOTAL</b>	<b>1,996,712</b>	<b>1,069,766</b>	<b>762,441</b>	<b>2,004,537</b>	<b>1,391,160</b>		

2001/2002	1996.712	2150
2002/2003	1069.766	2150
2003/2004	762.441	2150
2004/2005	2004.537	2150
2005/2006	1391.160	2150



	M55	M55	M55	M55	M55		
July	0.00	0.00	11,450.00	54,735.00	81,194.00	90,000	1,020,000
August	0.00	0.00	2,014.00	0.00	122,625.00		
September	0.00	0.00	21,692.00	0.00	28,058.00		
October	0.00	24,375.00	26,259.00	0.00	101,089.00		
November	0.00	80,060.00	2,348.00	0.00	58,697.00		
December	0.00	0.00	0.00	0.00	0.00		
January	16,300.00	0.00	0.00	0.00	0.00		
February	0.00	0.00	0.00	0.00	0.00		
March	0.00	92,848.00	1,471.00	0.00	0.00		
April	0.00	46,590.00	85,486.00	4,041.00	107.00		
May	0.00	66,638.00	100,519.00	0.00	69,657.00		
June	0.00	0.00	104,899.40	47,315.00	0.00		
<b>TOTAL</b>	<b>16,300</b>	<b>310,511</b>	<b>356,138</b>	<b>106,091</b>	<b>461,427</b>		

2001/2002	16.300	1020
2002/2003	310.511	1020
2003/2004	356.138	1020
2004/2005	106.091	1020
2005/2006	461.427	1020



5 YR Total	2,575,830	1,462,446	2,628,376	3,394,000	2,190,994	8,420,000
------------	-----------	-----------	-----------	-----------	-----------	-----------

2001/2002	2,575.83	8420
2002/2003	1,462.45	8420
2003/2004	2,628.38	8420
2004/2005	3,394.00	8420
2005/2006	2,190.99	8420
	2,450.33	

