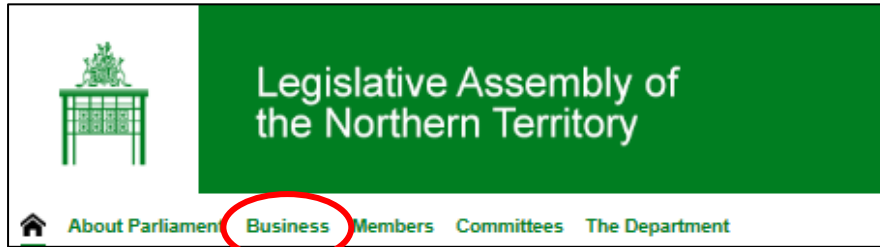


How to Access *Parliamentary Record* - Department of the Legislative Assembly

Users can access *Parliamentary Record* on the Territory Stories website, through the Department of the Legislative Assembly webpage - <https://parliament.nt.gov.au/home>

1. Open the DLA webpage and select Business.



2. Select Parliamentary Record (Hansard) and Minutes of Proceedings with Advanced Search.

BUSINESS

Parliamentary Record (Hansard) and
Minutes of Proceedings with Advance
Search >

Meeting documents >

Tabled Papers >

Standing and Sessional Orders >

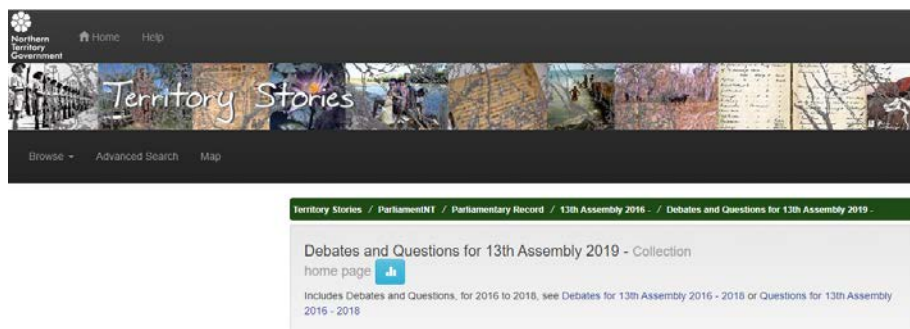
3. Move down the page to until you find the Assembly and link that you need.

13th Assembly - Draft Daily Hansard and Parliamentary Record

12 February 2019 to -

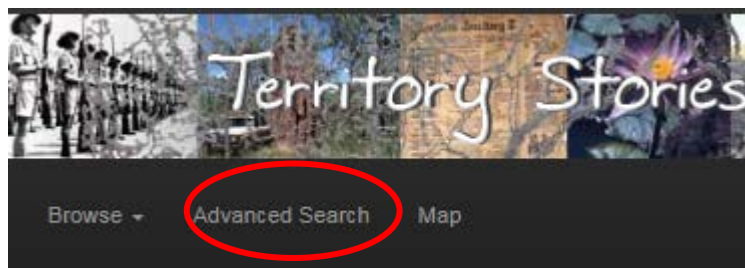
- [Minutes](#)
- [Consolidated Index to Minutes of Proceedings](#)
- [Daily Hansard](#)
- [Index to Debates, Questions and Minutes](#)

This will take you directly to the Territory Stories collection page.

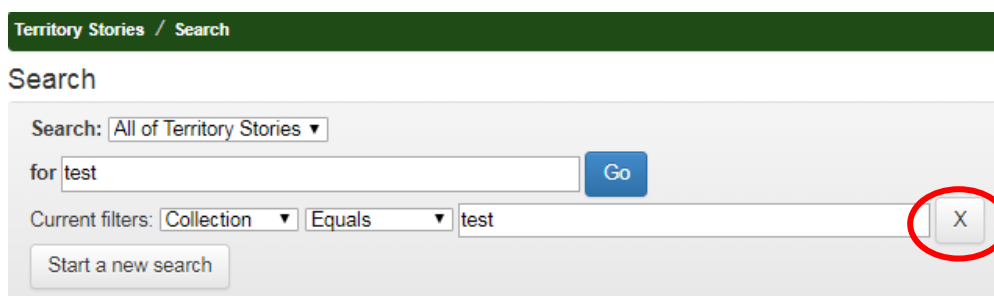


Advanced Search – Parliamentary Record

1. On the top left hand side of the Territory Stories page - Select Advanced Search.



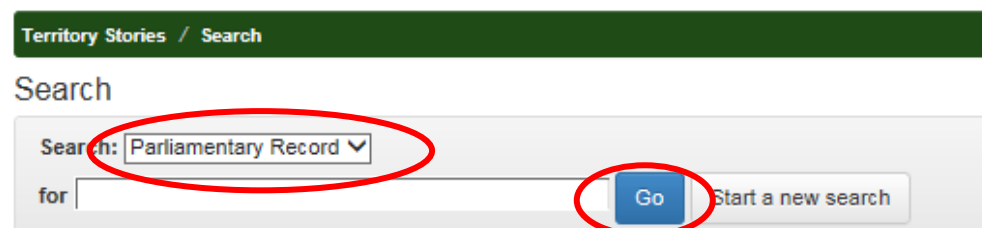
2. If any details are entered into the current filters, clear 'Current Filters' by clicking on the 'X'.



3. To get into an Assembly by Advanced Search you will need to drill into the Search options.
Open Search, Select **Parliament NT** from the drop down box and select **Go**.



4. Using the same drop-down box, Select **Parliamentary Records** and select **Go**. This will show results for all Assemblies.



Please note that from February 2019 in the 13th Assembly, the Debates and Questions transcripts were merged into one document. Prior to this time they are available as separate documents.

- Using the same drop-down box, Select **12th Assembly 2012–2016** and select **Go**. The drop down box will now give you the option of Debates, Questions, Minutes, Tabled Papers and Indexes, if you have a specific query.

Territory Stories / Search

Search

Search: 12th Assembly 2012 - 2016

for

Go Start a new search

- Using the same drop-down box, **12th Assembly 2012 – 2016**, enter the Member's name or subject in the 'for' space and select **Go**.

Territory Stories / Search

Search

Search: 12th Assembly 2012 - 2016

or Lambley

Go

Current filters: Collection Equals 12th Assembly 2012 - 2016 X

Start a new search

This general search will find hundreds of results containing 'Lambley'.

- If you are searching for specific information relating to a subject, add more words:

Territory Stories / Search

Search

Search: 12th Assembly 2012 - 2016

or Lambley Alice Springs Hospital

Go Start a new search

This will still find more than 200 results with 'Lambley' and 'Alice Springs Hospital' together in the documents.

To refine the search, please see the next section.

Parliamentary Record - Proximity Search

Using the Tilde key ‘ ~ ’ for Proximity Searches

The tilde key is found in the top left-hand corner of the keyboard.

Press Shift + the key to use it.



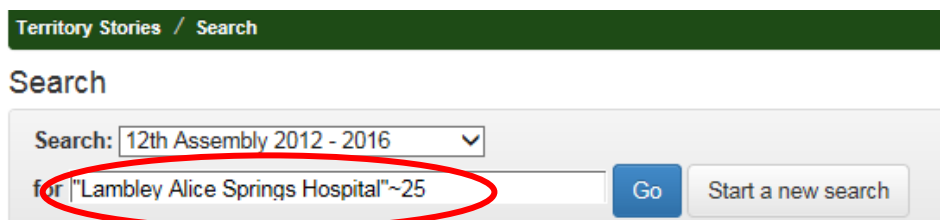
We can use the tilde key to do a proximity search. A proximity search allows a user to refine the search. For this example we will be searching for when Mrs Lambley spoke on the Alice Springs Hospital during the 12th Assembly.

Enter “Lambley Alice Springs Hospital” into the search field. This needs to be in double inverted commas (“ ”) with a space separating the words only - “Lambley Alice Springs Hospital”.

The tilde symbol ‘ ~ ’ is placed directly after the text in double inverted commas followed by a word limit parameter (the amount of words between Lambley and Alice Springs Hospital) –

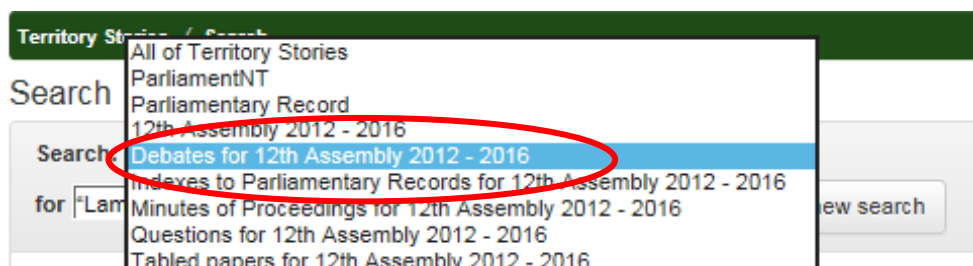
“Lambley Alice Springs Hospital”~25.

1. Use the proximity search for “Lambley Alice Springs Hospital”~25.



This found less than 50 documents within the 12th Assembly containing ‘Lambley’ within 25 words of ‘Alice Springs Hospital’.

2. For the final step, open the same drop down box and select ‘Debates for 12th Assembly’



Search

Search: Debates for 12th Assembly 2012 - 2016 ▼
or "Lambley Alice Springs hospital"~25

Debates is the section that Members speeches are located in. This search will remove results such as report titles and question titles that have the same words in them.

This will bring the total search results down to a much lower number.