

WRITTEN QUESTION

Ms Uibo to the Minister for Health:

Department of Health Administration

STAFFING

1. (a) Please advise the number of staff employed in the following categories as of 9 December 2024:

Data as at Pay 13 of 2024-25

Category	FTE	Head Count (Paid)	NT-based	Located outside NT
1. Ongoing Full Time	4446.79	4575	4575	0
2. Ongoing Part Time	631.88	919	919	0
3. Fixed Term Full Time	1642.85	1688	1688	0
4. Fixed Term Part Time	309.70	514	513	1
5. Casual Contract	401.58	687	687	0
6. Executive Contract	32.95	33	33	0
Total	7465.75	8416	8415	1

- (b) Please provide, for each of the six categories above:
the relevant position classifications and the number of staff employed against each classification.

Data as at Pay 13 of 2024-25

Category	Classification	FTE	Head Count (Paid)	NT-based	Located outside NT
1. Ongoing Full Time	AHP1	0.86	1	1	0
	AHP2	13.67	15	15	0
	AHP3	19.23	20	20	0
	AHP3T	2.00	2	2	0
	AHP4	10.00	10	10	0
	AHP4T	3.90	4	4	0
	AHP5T	1.00	1	1	0
	AHP6	1.00	1	1	0
	AO2	38.27	42	42	0
	AO3	264.32	271	271	0
	AO3R	1.89	2	2	0
	AO4	310.66	317	317	0

	AO496	0.66	1	1	0
	AO5	114.78	115	115	0
	AO6	154.59	156	156	0
	AO7	106.03	110	110	0
	CDM	1.00	1	1	0
	DEN	2.00	2	2	0
	DM	2.00	2	2	0
	EO2	4.00	4	4	0
	EO3	2.00	2	2	0
	N1	44.26	45	45	0
	N2	760.94	790	790	0
	N3	90.58	94	94	0
	N3R	123.72	127	127	0
	N4	108.36	111	111	0
	N4R	172.91	180	180	0
	N5	86.50	89	89	0
	N5R	157.78	161	161	0
	N6	74.82	77	77	0
	N6R	75.55	79	79	0
	N7	24.00	24	24	0
	N7R	20.00	20	20	0
	N8	6.00	6	6	0
	N8R	2.00	2	2	0
	P1	53.00	53	53	0
	P2	184.60	191	191	0
	P3	179.36	188	188	0
	PDA	1.00	1	1	0
	PH2	9.31	12	12	0
	PH2R	332.38	341	341	0
	PH3	91.14	95	95	0
	PH3R	210.83	215	215	0
	PH4	6.50	7	7	0
	PH4R	32.00	32	32	0
	PH5	27.00	27	27	0
	PH5R	18.00	18	18	0
	PH6R	1.00	1	1	0
	PH7	1.00	1	1	0
	PH7R	6.00	6	6	0
	RDM	1.00	1	1	0
	REG	1.00	1	1	0
	RMO	1.00	1	1	0
	RMP	1.00	1	1	0
	SAO1	88.60	90	90	0
	SAO2	40.00	40	40	0
	SC	2.00	2	2	0
	SD	1.00	1	1	0
	SDM	1.00	1	1	0

	SP1	82.50	84	84	0
	SP2	35.45	37	37	0
	SSA	1.00	1	1	0
	SSC	4.00	4	4	0
	SSPH	1.00	1	1	0
	T1	24.63	25	25	0
	T1R	13.12	14	14	0
	T2	101.17	104	104	0
	T2R	24.78	26	26	0
	T3	40.79	41	41	0
	T3R	3.00	3	3	0
	T4	14.35	15	15	0
	T4R	2.00	2	2	0
	T5	5.00	5	5	0
	T6	3.00	3	3	0
Total		4446.79	4575	4575	0

Category	Classification	FTE	Head Count (Paid)	NT-based	Located outside NT
2. Ongoing Part Time	AHP2	0.63	1	1	0
	AHP3	0.40	1	1	0
	AHP3T	0.60	1	1	0
	AHP7	0.90	1	1	0
	AO2	3.08	6	6	0
	AO3	16.42	30	30	0
	AO4	12.35	19	19	0
	AO5	4.38	6	6	0
	AO6	8.64	11	11	0
	AO7	6.59	10	10	0
	DEN	0.95	2	2	0
	N1	31.65	42	42	0
	N2	288.80	425	425	0
	N3	18.79	26	26	0
	N3R	24.45	34	34	0
	N4	31.68	43	43	0
	N4R	18.23	24	24	0
	N5	15.85	21	21	0
	N5R	9.69	14	14	0
	N6	7.24	9	9	0
	N6R	6.65	8	8	0
	N8	0.53	1	1	0
	P1	1.40	2	2	0
	P2	18.89	30	30	0
	P3	43.03	61	61	0
	PH2	7.01	14	14	0
	PH2R	4.15	7	7	0

	PH3	1.58	2	2	0
	PH3R	9.65	14	14	0
	SAO1	2.44	4	4	0
	SAO2	2.45	3	3	0
	SD	0.63	1	1	0
	SDM	0.87	1	1	0
	SP1	8.84	13	13	0
	SP2	1.07	2	2	0
	SPHM	0.70	1	1	0
	SSPH	2.44	3	3	0
	T1	0.62	1	1	0
	T2	14.94	21	21	0
	T3	1.07	2	2	0
	T4	1.60	2	2	0
Total		631.88	919	919	0

Category	Classification	FTE	Head Count (Paid)	NT-based	Located outside NT
3. Fixed Term Full Time	AHCP	0.50	1	1	0
	AHP1	1.00	1	1	0
	AHP2	1.00	1	1	0
	AHP3	2.50	3	3	0
	AHP4	1.92	2	2	0
	AHP6	1.00	1	1	0
	AO2	22.83	26	26	0
	AO3	89.30	94	94	0
	AO4	38.34	41	41	0
	AO5	11.90	12	12	0
	AO6	10.65	11	11	0
	AO7	16.00	16	16	0
	AQ3SA	3.66	4	4	0
	AQ3SB	1.00	1	1	0
	CDM	1.00	1	1	0
	CMO	1.00	1	1	0
	CRMP	1.00	1	1	0
	DEN	1.00	1	1	0
	DM	1.00	1	1	0
	EO2	1.00	1	1	0
	EO3	1.00	1	1	0
	FEL	15.85	16	16	0
	GRADT	2.00	2	2	0
	HMO	6.00	6	6	0
	MO	47.00	47	47	0
	N1	19.58	21	21	0
	N2	250.11	255	255	0
	N3	13.80	14	14	0

	N3R	11.00	11	11	0
	N4	23.45	25	25	0
	N4R	18.00	19	19	0
	N5	18.31	19	19	0
	N5R	14.00	14	14	0
	N6	4.84	5	5	0
	N7	4.00	4	4	0
	N7R	2.00	2	2	0
	N8R	1.00	1	1	0
	P1	32.64	33	33	0
	P2	60.10	62	62	0
	P3	30.73	31	31	0
	PH2	23.80	26	26	0
	PH2R	23.33	24	24	0
	PH3	43.83	45	45	0
	PH3R	16.90	18	18	0
	PH4	3.00	3	3	0
	PH4R	2.00	2	2	0
	PH5	2.66	3	3	0
	PH5R	1.00	1	1	0
	PH6	2.00	2	2	0
	REG	177.50	180	180	0
	RG	8.00	8	8	0
	RGT	20.00	20	20	0
	RMA	6.00	6	6	0
	RMO	149.02	151	151	0
	RMP	4.00	4	4	0
	RREG	1.00	1	1	0
	SAO1	5.00	5	5	0
	SAO2	6.00	6	6	0
	SC	55.60	57	57	0
	SD	2.00	2	2	0
	SHMO	12.00	12	12	0
	SP1	9.00	9	9	0
	SP2	3.00	3	3	0
	SPHM	5.00	5	5	0
	SREG	71.92	73	73	0
	SRG	12.00	12	12	0
	SRGT	1.00	1	1	0
	SRMO	29.70	31	31	0
	SRMP	8.90	9	9	0
	SSC	101.06	104	104	0
	SSPH	1.50	2	2	0
	T1	21.17	23	23	0
	T1R	1.00	1	1	0
	T2	20.50	21	21	0
	T2R	2.00	2	2	0

	T3	4.45	5	5	0
	T4	2.00	2	2	0
	T5	1.00	1	1	0
Total		1642.85	1688	1688	0

Category	Classification	FTE	Head Count (Paid)	NT- based	Located outside NT
4. Fixed Term Part Time					
	AO2	4.87	8	8	0
	AO3	7.76	15	15	0
	AO4	1.13	2	2	0
	AO496	0.73	1	1	0
	AO5	0.40	1	1	0
	AO6	3.28	4	4	0
	AQF3A	0.60	1	1	0
	CMO	0.63	1	1	0
	FEL	1.03	2	2	0
	N2	62.00	81	81	0
	N3	2.25	3	3	0
	N4	5.82	9	9	0
	N4R	3.15	4	4	0
	N5	4.14	6	6	0
	N6	0.84	1	1	0
	P1	0.60	1	1	0
	P2	6.99	12	12	0
	P3	6.49	11	11	0
	PH2	2.99	6	6	0
	PH2R	0.53	1	1	0
	PH3	0.53	1	1	0
	PH3R	1.16	2	2	0
	REG	12.53	18	18	0
	RG	11.69	24	24	0
	RGT	12.10	22	22	0
	RMA	0.97	1	1	0
	RMP	2.53	7	7	0
	RREG	0.61	1	1	0
	RUSON	2.75	12	12	0
	SAO1	0.80	1	1	0
	SBA	0.40	1	1	0
	SC	58.01	93	93	0
	SHMO	0.90	2	2	0
	SP1	2.40	5	5	0
	SREG	5.40	8	8	0
	SRG	15.66	31	31	0
	SRGT	2.10	4	4	0
	SRMO	0.75	1	1	0
	SRMP	8.88	21	21	0

	SSC	46.83	76	75	1
	T1	1.13	2	2	0
	T1D	0.41	1	1	0
	T2	4.77	9	9	0
	T3	0.16	1	1	0
Total		309.70	514	513	1

Category	Classification	FTE	Head Count (Paid)	NT-based	Located outside NT
5. Casual Contract					
	AO2	10.55	20	20	0
	AO3	16.58	27	27	0
	AO4	1.00	1	1	0
	AO5	1.39	4	4	0
	AO6	1.00	1	1	0
	HMO	0.30	1	1	0
	N1	8.72	13	13	0
	N2	113.07	215	215	0
	N3	7.45	18	18	0
	N3R	0.13	1	1	0
	N4	18.16	28	28	0
	N4R	1.00	1	1	0
	N5	4.09	6	6	0
	N5R	1.00	1	1	0
	N6	1.00	1	1	0
	P1	1.00	1	1	0
	P2	16.40	21	21	0
	P3	8.88	13	13	0
	PH2	49.73	83	83	0
	PH3	97.41	163	163	0
	PH3R	3.30	4	4	0
	PH4	5.21	6	6	0
	RG	0.13	1	1	0
	RUSOM	3.24	6	6	0
	RUSON	10.22	21	21	0
	SC	2.83	4	4	0
	SHMO	1.03	2	2	0
	SREG	1.53	2	2	0
	SRG	0.08	1	1	0
	SRMO	1.00	1	1	0
	SRMP	0.96	1	1	0
	SSC	1.92	2	2	0
	T1	5.45	8	8	0
	T2	5.34	8	8	0
	T3	0.48	1	1	0
Total		401.58	687	687	0

Category	Classification	FTE	Head Count (Paid)	NT-based	Located outside NT
6. Executive Contract	EO1C	9.00	9	9	0
	EO2C	14.95	15	15	0
	EO3C	4.00	4	4	0
	EO4C	3.00	3	3	0
	EO5C	1.00	1	1	0
	EO6C	1.00	1	1	0
Total		32.95	33	33	0

(c) Where there is a difference between FTE and Headcount (Actual), please provide an explanation for the difference, including any reasons for the use of part-time and casual positions within the overall workforce profile.

'Full Time Equivalent (FTE) = the proportion of an employee's salary payment to that of an equivalent full-time employee in any given fortnight.

Paid Headcount = Headcount is the count of physical people, so a part-time person would count as one.

The NT Government provides opportunities for employees to balance the demands of work with the needs of family and general health and wellbeing. Flexible work practices are used in the NT Public Service to attract and retain employees. Flexible work arrangements can include flexibility in relation to an employee's hours of work, or mode of employment such as part-time, and leave.'

2. Please advise the number of staff held against the following categories as of 9 December 2024:

Category	Number
Resigned	447
Made Redundant	0
Terminated	13
Unattached	145
Classified Redeployee	0
Supernumerary	2802

3. Please advise the number of staff identifying as Aboriginal and Torres Strait Islander as of 9 December 2024.

A whole-of-government response to Question 3 will be provided by the Office of the Commissioner for Public Employment.

4. (a) Please advise the number of Frontline staff as FTE as of 9 December 2024 and as a percentage of the Agency's total employment.

Category	Number	%age of Total Staff
Frontline	7,095	95%

- (b) Please advise how the Agency determines which staff fall under the category of Frontline.

The agency defines Frontline staff as all staff directly providing patient care/services (DRCT) and those providing essential functions supporting the operations of the operational health services (INDR).

Assumptions:

- All Medical and Nursing Staff are DRCT
 - FBT Not Exempt staff are GOVT
 - FBT Exempt staff are DRCT or INDR
 - Administration/Physical staff in direct contact with members of the public (ward clerks, patient care assistants etc.) are DRCT.
 - Administration staff who are FBT Exempt and not DRCT are INDR as their primary work focus is assisting frontline clinical operations.
 - Frontline Staff are DRCT and INDR.
5. Please advise how many staff have been engaged through labour hire, employment agency arrangements and/or consultancy contracts, for what purpose, for what duration and at what cost as of 9 December 2024. Please use the table format presented below for your response.

Below data shows total agency labour expenditure for September to November 2024. FTE is a conversion of the expenditure.

Stream	FTE	Salaries/Wages	Other	Total
Nursing	267	\$18,863,730	\$406,998	\$19,270,728
Medical Locum	84	\$14,391,156	\$1,561,888	\$15,953,044
Medical VMO	10	\$1,676,548	\$452,223	\$2,128,771
Other	20	\$2,032,586	\$95,186	\$2,127,772
Total	381	\$36,964,019	\$2,516,297	\$39,480,316

6. Please advise how many locums have been employed, for what purpose, duration, and at what cost as of 9 December 2024. Please use the table format presented below for your response.

Below data shows total agency labour expenditure for September to November 2024. FTE is a conversion of the expenditure.

Stream	FTE	Salaries/Wages	Other	Total
Medical Locum	84	\$14,391,156	\$1,561,888	\$15,953,044
Medical VMO	10	\$1,676,548	\$452,223	\$2,128,771
Total	94	\$16,067,704	\$2,014,111	\$18,081,815

7. **Noted:** Answers provided are based on the number of RTF's (request to fills) advertised and not positions, as multiple positions can be advertised under one RTF.

(a) How many positions were advertised during the period 24 August 2024 to 9 December 2024?

7(a)	24 August 2024 to 9 December 2024
Positions advertised	736

(b) Of the total number advertised in 7(a), how many positions had Special Measures applied?

7(b)	24 August 2024 to 9 December 2024
Positions advertised with Special Measures applied	735

(c) Please break down the levels of positions that had Special Measures applied.

7(c)	
Classification Level	Total Positions Advertised
Aboriginal Health Practitioners Class 2	1
Aboriginal Health Practitioners Class 3	5
Aboriginal Health Practitioners Class 4	1
Aboriginal Health Practitioners Class 5	1
Aboriginal Health Practitioners Class 6	1
Administrative Officer 2	3
Administrative Officer 3	45
Administrative Officer 3, Administrative Officer 4	1
Administrative Officer 4	43
Administrative Officer 5	17
Administrative Officer 5, Nurse Level 3	1
Administrative Officer 6	21
Administrative Officer 7	26
Administrative Officer 7, Professional 3	3
Administrative Officer 7, Professional 3, Nurse Level 4	1
Ahp Class 4 (Transition)	1
Community Medical Officer	3
Dentist, Senior Dentist	2
Executive Contract Officer 1	1
Executive Contract Officer 2	6
Executive Contract Officer 3	1
Executive Contract Officer 4	2
Fellow FEL1	2
Nurse Level 1	6

Nurse Level 1, Nurse Level 2	2
Nurse Level 2	14
Nurse Level 3	20
Nurse Level 3 RDO	18
Nurse Level 3, Nurse Level 3 RDO	1
Nurse Level 3, Nurse Level 4	1
Nurse Level 4	39
Nurse Level 4 RDO	60
Nurse Level 5	24
Nurse Level 5 RDO	28
Nurse Level 5 RDO, Nurse Level 6 RDO	2
Nurse Level 5, Nurse Level 6	3
Nurse Level 6	16
Nurse Level 6 RDO	7
Nurse Level 7	2
Nurse Level 7 RDO	2
Physical 2	2
Physical 2 - RDO	7
Physical 3	5
Physical 3 - RDO	10
Physical 5	1
Physical 5 - RDO	1
Physical 6 - RDO	1
Professional 1	7
Professional 1, Professional 2	21
Professional 2	41
Professional 2, Nurse Level 4	1
Professional 2, Professional 3	2
Professional 3	54
Professional 3, Nurse Level 4	2
Professional 3, Nurse Level 4 RDO	2
Professional 3, Nurse Level 4, Aboriginal Health Practitioners Class 4	1
Professional 3, Nurse Level 5	2
Professional 3, Nurse Level 5 RDO	1
Registrar REG1 - REG6	15
Registrar REG1 - REG6, Rural Generalist Trainee RGT1 - RGT2, SRGT	1
Registrar REG1 - REG6, Senior Registrar SREG1 - SREG2	6
Remote Dentist Manager	1
Rural Generalist RG1 - RG4, Rural Medical Practitioner RL3.1 - RL3.5, Senior Rural Generalist SRG1 - SRG3, Senior Rural Medical Practitioner RL4.1 - RL4.4	1
Rural Generalist RG1 - RG4, Senior Rural Generalist SRG1 - SRG3	1
Rural Generalist Trainee RGT1 - RGT2	1
Rural Medical Practitioner RL3.1 - RL3.5, Senior Rural Medical Practitioner RL4.1 - RL4.4	1

Rusom, Ruson	5
Senior Administrative Officer 1	12
Senior Administrative Officer 1, Senior Professional Officer 1	1
Senior Administrative Officer 1, Senior Professional Officer 1, Nurse Level 6 RDO	1
Senior Administrative Officer 2	5
Senior Dentist Manager	1
Senior Hospital Medical Officer SHMO1 - SHMO2	1
Senior Professional Officer 1	18
Senior Professional Officer 1, Nurse Level 6	5
Senior Professional Officer 1, Remote Service Manager	1
Senior Professional Officer 2	4
Senior Registrar SREG1 - SREG2	5
Senior Resident Medical Officer MO4 - MO5	1
Senior Staff Specialist Clinician SMO2.1 - SMO2.3	4
Senior Staff Specialist Public Health - SMO2.1 - SMO2.3	1
Staff Specialist Clinician SMO1.1 - SMO1.6	10
Staff Specialist Clinician SMO1.1 - SMO1.6, Senior Staff Specialist Clinician SMO2.1 - SMO2.3	8
Staff Specialist Public Health Medicine SMO1.1 - SMO1.6	2
Staff Specialist Public Health Medicine SMO1.1 - SMO1.6, Senior Staff Specialist Public Health - SMO2.1 - SMO2.3	1
Technical 1	4
Technical 1 - RDO, Technical 2 - RDO	1
Technical 1, Technical 2	1
Technical 2	13
Technical 2, Technical 1 - RDO	1
Technical 2, Technical 1 Dental Assistant	1
Technical 3	3
Technical 4	3
Technical 5	1
Total	735

(d) How many positions that had Special Measures applied were not able to be filled against these requirements during this period and required contract or backfilling arrangements?

NT Health has implemented special measures arrangements across the whole agency. The process for positions that are advertised with special measures is to consider special measures applicants first; if no special measures applicants apply, or no special measures applicants are considered suitable, recruitment panels may assess all other applicants' suitability for the role.

OUTSOURCING

- 8. (a) For the period 24 August 2024 to 9 December 2024, detail any decision(s) to outsource, contract out or privatise functions that have traditionally been carried out by the Agency.**

Nil decisions taken for the period 24 August 2024 to 9 December 2024.

(b) Is consideration being given to outsource, contract-out or privatise in financial year 2025/26? If so, provide details.

There are no considerations being given for the 2025-26 financial year.

LEGAL EXPENSES

9. What has been the expenditure on legal advice or related expenses for the period 24 August 2024 to 9 December 2024? Provide details on:

- a) The matter(s) (designate which are finalised and which are ongoing)**
- b) The amount paid by matter**
- c) The amount paid to each outside legal firm or barrister engaged**

The expenditure for legal advice or related expenses for the relevant period only includes legal services performed by private legal firms for the Department of Health, and expenses incurred for expert reports. This does not include any amounts paid for settlement of legal disputes or proceedings.

9 (a) The table below details the location and type of the external legal adviser, the expenses incurred and whether the matter has been finalised or remains ongoing.

Category o	Finalised	Ongoing	Other	Total
Intrastate Solicitor	444,672	186,532	-	631,204
Interstate Solicitor	4,480	5,000	-	9,480
Intrastate Barrister	31,375	17,324	-	48,699
Interstate Barrister	5,498	3,575	-	9,073
Other Related Expense	-	-	24,858	24,858
Total	\$486,024	\$212,431	\$24,858	\$723,313

9 (b) The provision of details sought by this question would unreasonably breach the confidentiality applicable to the procurement of legal services. However, expenditure on legal advice and related expenses may be detailed in the categories of legal service providers of Intrastate/Interstate Solicitor fees; Intrastate/Interstate Barrister fees; and Related Expenses.

Intrastate Solicitor	Interstate Solicitor	Intrastate Barrister	Interstate Barrister	Related Expenses	Total
631,204	9,480	48,699	9,073	24,858	723,313

*Related Expenses includes fees paid for expert reports obtained for evidentiary purposes in legal proceedings.

9 (c) The provision of details sought by this question would unreasonably breach the confidentiality applicable to the procurement of legal services.

PROCUREMENT / CONSULTANCIES

10 From 24 August 2024 to 9 December 2024, please detail expenditure on each report and consultancy (excluding annual reports) obtained from outside the NTPS. For each report/consultancy detail:

- a) Purpose**
- b) Cost**
- c) Person or entity engaged**
- d) Whether the person or entity has their principal place of business in the Northern Territory or elsewhere (if elsewhere, please provide the address of the principal place of business of the person or entity)**
- e) Whether a report has been tabled in the Legislative Assembly as a result of the report or consultancy**
- f) Outcomes or key performance indicators for the report or consultancy**
- g) Whether tenders or expressions of interest were invited prior to work on the report or consultancy being undertaken**

Contract	Purpose (a)	Cost \$ (b)	Entity/person engaged (c)	Territory Enterprise (d)	Location (d)	Tabled (e)	Outcomes (f)	Procurement (g)
D18-0358-2288	Organisation al review - First Nations Health & Well-being Division	\$31,404	Menzies School of Health Research and NT Government (NTG)	Yes	Darwin, NT	No	The review included interviews with division staff (week of 22 April 2024), a formal workshop (14 May 2024), a desktop review and a feedback meeting with Menzies. The final report was delivered to the Division's leadership on 6 August 2024. The report outlined recommendations for internal structural and operational changes within the Division.	Menzies was engaged under the CDU + NTG Head Agreement for the provision of services under the Partnership Agreement, allowing for direct procurement.
NT2370001242	NT Heath Completion of Structural Realignment Project 2023	\$38,684	Mercer Consulting (Australia) Pty Ltd	No	Sydney, NSW	No	Finalisation of the NT Health realignment project.	Panel Contract
NTG2470004491	Provision of Independent Review of Financial	\$4,175	Paxon Consulting Group Pty Ltd	No	Perth, WA	No	External review of St Johns Financial Statements. Report accepted and recommendations implemented.	Tender Process

	Information for the NT Road Ambulance Service Agreement							
25-0012	National Critical Care and Trauma Response Centre - High Performance Team Workshop and planning sessions to finalise implementation plans	\$85,000	Pieter Walker Consultancy Pty Ltd	Yes	Darwin, NT	No	<ul style="list-style-type: none"> Improved staff communication and collaboration Weekly managerial and executive meetings established Tailored communication through individual profiles Analysis of inefficiencies and process improvements Optimised strategies for performance targets Monthly business unit presentations for transparency Enhanced emotionally intelligent leadership in directors and managers Identification of leadership strengths and improvement areas Practical tips for better leadership behaviour Development of adaptable and high-performing leaders 	Tender Process
	Total	\$159,263						

11 Please advise the number of contracts awarded to business entities with a principal place of business in the NT and outside the NT for the period 24 August 2024 to 9 December 2024 as follows:

During this period 24 contracts were awarded to 27 contractors.

Contractors Number in the NT	Contractors Number outside of the NT
8	19

12 For each of the contracts awarded to business entities with a principal place of business outside of the Northern Territory, please advise the selection criteria on the applicable contract or tender.

Contract	Business Entity	Address	Selection Criteria
24-0057	Specialised Wheelchair company	Chatswood, NSW	Local Content - 30% Price - 30% Scope Specific - 40%
24-0340	Rapp Australia Pty Ltd.	Lara, Vic	Local Content - 30% Price - 30% Scope Specific - 20% Timeliness - 10% Capacity - 10%
24-0500	Philips Healthcare	Cannon Hill, Qld	Local Content - 30% Price - 20% Scope Specific - 30% Timeliness - 20%
24-0669	Hologic (Australia & New Zealand) Pty Ltd	Macquarie Park, NSW	Local Content - 30% Price - 30% Scope Specific - 40%
D23-0010	Philips Electronics Australia Limited	North Ryde, NSW	Local Content - 30% Price - 20% Scope Specific - 40% Innovation - 10%
NS24-0070	Cepheid Australia	Lane Cove West, NSW	Local Content - 30% Price - 20% Scope Specific - 50%
NS24-0079	Roche Diagnostics Australia Pty Ltd	North Ryde, NSW	Local Content - 30% Price - 20% Scope Specific - 50%
NS24-0106	Royal Australasian College of Surgeons	East Melbourne, Vic	Local Content - 30% Price - 20% Scope Specific - 50%
NS24-0108	Stryker Australia Pty Ltd	Osborne Park, WA	Local Content - 30% Price - 20%

Contract	Business Entity	Address	Selection Criteria
			Scope Specific - 50%
NS24-0123	GE Healthcare Australia Pty Ltd	Mascot, NSW	Local Content - 30% Price - 30% Scope Specific - 40%
NS24-0125	Roche Diagnostics Australia Pty Ltd	North Ryde, NSW	Local Content - 30% Price - 20% Scope Specific - 50%
NS24-0143	Healthdirect Australia Ltd	Sydney, NSW	Local Content - 30% Price - 20% Scope Specific - 50%
NS24-0149	Stryker Australia Pty Ltd	St Leonards, NSW	Local Content - 30% Price - 30% Scope Specific - 40%
Q24-0086	Hill-Rom Pty Ltd	Toongabbie, NSW	Local Content - 30% Price - 20% Timeliness - 20% Scope Specific - 30%
NTG24-0011	KCI Medical Australia Pty Ltd	North Ryde, NSW	Local Content - 30% Price - 10%
	Ecolab Pty Ltd	North Ryde Bc, NSW	Timeliness - 20%
	GAMA Healthcare Australia Pty Ltd	Notting Hill, VIC	Scope Specific - 40%
Q24-0315	EPE Oceania Pty Ltd	Spring Hill, QLD	Local Content - 30% Price - 15% Past Performance - 10% Timeliness - 10% Capacity - 10% Innovation - 5% Scope Specific - 20%

13 For Tier 3, Tier 4 and Tier 5 procurement activities, how many public tenders were advertised during the period 24 August 2024 to 9 December 2024?

Tier	Number of Procurement Activities
Tier 3	1
Tier 4	1
Tier 5	1
Total	3

- 14 For Tier 3, Tier 4 and Tier 5 procurement activities, how many contracts or tenders were awarded without undertaking a public tender process during the period 24 August 2024 to 9 December 2024?**

Tier	Number of Procurement Activities
Tier 3	9
Tier 4	1
Tier 5	1
Total	11

- 15 For each instance identified in the question above, where a public quotation process was not undertaken, including for those with a Certificate of Exemption:**
- a) What is the description of the goods and services contracted?**
 - b) What is the value of the goods and services contracted?**
 - c) What was the reason for not using the public tender process or for requiring a Certificate of Exemption?**
 - d) Who recommended the course of action in c) above?**
 - e) Who approved the course of action in c) above?**

Contract	Description of Goods and Services (a)	Awarded value (b)	Reason for Exemption (c)	(d)	Approved by (e)
D23-0010	All Centres - Supply Delivery and Installation of Patient Monitoring Technology to NT Hospitals for a Period of 60 Months	\$12,296,654.00	Limited suppliers due to technical requirements		Chief Executive (CE) Officer
NS24-0070	Provision of Consolidated Service Agreement for GeneXpert Analysers for a Period of 60 Months	\$182,205.10	Sole supplier due to patent, copyright or other exclusive rights		Chief Procurement Officer (CPO)
NS24-0079	Darwin - Provision of Territory Pathology Roche Analysers Consolidated Service Agreement for a Period of 60 Months	\$378,885.75	Sole supplier due to patent, copyright or other exclusive rights		CPO
NS24-0106	Provision of NT Audit of Surgical Mortality (NTASM) for a Period of 60 Months	\$783,467.75	Limited suppliers due to technical requirements		Deputy CE, Commissioning and System Improvement
NS24-0108	Supply Delivery Installation and Commissioning of Stryker Connected Operating Room Internet Protocol integration system for Royal Darwin Hospital Theatres 6 and 7	\$322,300.00	Sole supplier due to patent, copyright or other exclusive rights		CPO
NS24-0123	Alice Springs - Provision of Maintenance Service Agreement for GE Equipment at Alice Springs Hospital for a Period of 24 Months	\$120,834.16	Limited suppliers due to technical requirements		Regional Executive Director – Central Australia
NS24-0125	Darwin - Provision of Territory Pathology Roche Service Agreement for a Period of 60 Months	\$329,871.45	Sole supplier due to patent, copyright or other exclusive rights		CPO
NS24-0143	Provision of Healthdirect Health Information Advice Service for Remote and Very Remote Regions of the NT	\$179,140.00	Limited suppliers due to technical requirements		Executive Director, Remote Health & Primary Care

Contract	Description of Goods and Services (a)	Awarded value (b)	Reason for Exemption (c)	(d)	Approved by (e)
NS24-0149	Provision of a Service and Maintenance Agreement for Stryker Medical Equipment at Royal Darwin Hospital for a Period of 12 Months	\$52,906.56	Limited suppliers due to technical requirements		CPO
Q24-0086	Darwin - Supply, Delivery, Commissioning and Maintenance of Centrella 355 Comfort Smart Beds and AF600 Birthing Beds for a Period of 36 Months	\$217,974.00	Limited suppliers due to technical requirements		CPO
Q24-0315	Darwin - Supply and Delivery of Complete 1920 and 1935 Western Shelters and Complete Base-X 305 Shelters	\$485,230.46	Limited suppliers due to technical requirements		CPO

- (a) Title of requisition
- (b) Contract award value, does not include variations or extensions
- (c) CoE exemption reason, select justification reason, or non-standard type/justification
- (d) Not provided as naming employees is not appropriate.
- (e) Delegated officer.

16 Please advise the total number of NTG Corporate Credit Cards within the Agency, including the position titles and levels of the staff holding the corporate credit cards for purchasing goods and/or services as of 9 December 2024.

At 31 January 2025 there were 89 credit card holders in Department of Health.

Position Title	Actual Classification Code	Total
Administration Officer	AO2	2
Admin Officer Prison Health TEHS	AO3	1
Admin Officer Top End West	AO3	1
Admin Officer Reception Breastsreen	AO3	1
Administration Officer	AO3	4
Administrative Officer Urban	AO3	1
Business Support Officer	AO3	1
Divisional Support Officer	AO3	1
OIC - Records East Arnhem	AO3	1
PRH Rehab Admin Support	AO3	1
Radiology Admin Support Officer	AO3	1
Administration Officer	AO4	3
AUSMAT Emergency Response & Supp Coord	AO4	1
Business Support & Systems Trainer	AO4	1
Business Support & Logistics Officer	AO4	1
Business Support Officer	AO4	1
Customer Service Team Leader	AO4	3
Executive Assistant	AO4	2
Procurement Officer	AO4	2
Program Support Officer TCP	AO4	1
Staff Accommodation Manager	AO4	1
Trachoma data & admin officer	AO4	1
Travel & Logistics Officer	AO4	2
Warehouse Deployment Officer	AO4	1
Administration Team Leader	AO5	1
AUSMAT Warehouse Coordinator	AO5	1
Data Coordinator Surveillance	AO5	1
Hearing Health Outreach Serv Coord	AO5	1
Pathology Admin Support Manager - RDH	AO5	1
Quality Support Officer PHCU	AO5	1
Senior on-boarding officer	AO5	1
Snr Stock Controller Big River	AO5	1
Snr Stock Controller Top End	AO5	1
Business Manager	AO6	1
Clinical Administration Manager	AO6	1
Document Governance Officer	AO6	1
Health pro plan & Evaluation Officer	AO6	1
Info Technology & Communications Manager	AO6	1
Intern Pharmacist	AO6	1
Operations Manager	AO6	1
Pre Voc Med Workforce Consult	AO6	1
Resource Coordinator Nursing	AO6	1
Rostering & Admin Team Leader	AO6	1
Support Services Manager	AO6	1
AUSMAT Emergency Response & Supp Coord	AO7	1
Exec Manager Food Service, ASH	AO7	1

Logistics Support Officer	AO7	1
Operations Co-ordinator	AO7	1
Operations Manager	AO7	1
Procurement Manager	AO7	2
Senior Communications Officer	AO7	1
Specialist Med Workforce Consultant	AO7	1
Director Disaster/Response	EO3	1
Snr Dir Operational Support	EO3	1
Nurse Clinical Coord NCCTRC	N5R	1
Nurse Education Consultant	N5R	1
NEC Pacific Emergency & CC	N6R	1
Director Regional Engagement	N7	1
Nursing Director OPS Emergency Med	N7R	1
Clinical Dietician	P2	1
Resource Management Librarian	P3	1
Kiosk Supervisor	PH4R	1
Executive Officer	SAO1	3
Executive Officer DONM & DMS	SAO1	1
Manager Programs and Projects	SAO1	1
Director Logistic Support & Training	SAO2	1
Director Library Services	SP1	1
Senior Epidemiologist	SP1	1
AUSMAT Emergency Response & Supp Coord	SP2	1
Director Regional Engagement	SP2	1
Divisional Director S&CC	SSC	1
Executive Director NCCTRC	SSC	1
Seating Technician SEAT Services	T4	2
Senior Pharmacy Technician	T4	1
Total		89

FOCUS GROUPS / POLLING / SURVEYS

For the period 24 August 2024 to 9 December 2024:

17 Please detail expenditure on opinion polls and focus groups, including costs and entities that conducted the work.

COMMISSIONING AND SYSTEM IMPROVEMENT

Chief Medical Officer:

The Prevocational Medical Assurance Services spends \$384 for an annual subscription for Survey Monkey to undertake evaluations and surveys in regards to Prevocational Accreditation for the NT Regional Health Services, as well as for NT Bonded Medical Scheme participants to collect annual data in relation to NT workforce retention and information updates.

Chief Aboriginal Health Practitioner

The Office of the Chief Aboriginal Health Practitioner conducted a survey providing the opportunity for all NTPS Aboriginal Health Practitioners (AHP) to comment on the design for AHP uniforms. This occurred as part of the NTPS Aboriginal Health Practitioner 2022-2025 Enterprise Agreement.

An evaluation survey was conducted with key stakeholders following the awards of the 2023 NT Aboriginal and Torres Strait Islander Health Worker and Practitioner Excellence Awards.

18 Detail all surveys undertaken in relation to the focus groups and opinion polls above, including their form, the cost and the inducements that were provided to incentivise participation.

COMMISSIONING AND SYSTEM IMPROVEMENT





Chief Medical Officer:

The Prevocational Medical Assurance Services spends \$384 for an annual subscription for Survey Monkey to undertake evaluations and surveys in regards to Prevocational Accreditation for the NT Regional Health Services, as well as for NT Bonded Medical Scheme participants to collect annual data in relation to NT workforce retention and information updates.

Chief Aboriginal Health Practitioner:

Both were managed internally and resulted in no cost. The surveys for CAHP were done using Microsoft Teams.

19 Please provide copies of each survey and the results of each survey.

<p>NT Health - Commissioning and System Improvement</p>	<p>Chief Medical Officer:</p> <p>Accreditation survey results are used to evaluate the administration and robustness of the prevocational accreditation system. This informs continuous improvement of the prevocational accreditation system to remain contemporary and agile to meet service delivery. The NT Medical Program and Bonded Medical Scheme surveys support workforce planning activities of the agency. To date response rates to these surveys has been minimal so PMAS is unable to provide meaningful data to assist in workforce planning.</p> <div style="display: flex; justify-content: space-around; align-items: flex-end;"> <div style="text-align: center;">  Accreditation - Survey Team Feedba </div> <div style="text-align: center;">  NTBMS Completion Survey.docx </div> <div style="text-align: center;">  NTMP Graduate and RoSO Commenc </div> </div> <div style="text-align: center; margin-top: 20px;">  Accreditation - Health Service Surve </div>
--	---

COMMUNICATIONS AND MARKETING

20 Please detail expenditure on advertising and communications during the period 24 August 2024 to 9 December 2024.

For each advertisement for which an expense was incurred:

a) What was the purpose/description of the advertisement?

A response has not been provided to the questions as the task is too administratively onerous and to do so would result in undue diversion of resources from service delivery. A partial response is therefore provided per below.

- Recruitment which are for hiring doctors/nurses/allied health from different platforms and websites such as Seek and LinkedIn.
- Campaigns which refer to marketing and advertising to promote NT Health services to the NT community and inform people about important public health messaging. Examples include public health alerts like immunisation promotion, mosquito alerts and heat health warnings.
- Marketing events, social media, which is for promoting NT Health services to the NT community, and informing people about important public health messaging - examples include collateral, signage, merchandise and advertising to support community.

b) Who was the advertisement placed with, i.e., media outlet, newspaper, television station, digital platform, or other?

The advertisements were placed majority with Magazines/Journals, online platform, and small percentage with outdoor banners and newsletter.

c) What was the total production cost, including, but not limited to, design, commissions, and placement costs?

The total production cost is \$262,963 for the period 1 September 2024 to 30 November 2024. This includes marketing and promotions, event management, document production, printing and paid advertising across all channels including print, TV, radio and digital. All advertising during this period was booked through the NT Government approved advertising agency Atomic 212 totalling \$178,772 and Facebook totalling \$12,164 all other expenses totalling \$72,027.

During this period there were several marketing campaigns including:

- Recruitment
- Immunisation
- Extreme heat health
- Katherine Hospital 90th birthday celebrations
- Alcohol & Other Drugs Youth Grants
- Breast screen
- Mosquito awareness

d) Were tenders or expressions of interest called? If not, why not?

Tenders or expressions of interest were not called for projects included in the expenditure reported for the period 1 September 2024 to 30 November 2024 as all projects were within Tier 1 procurement guidelines.

e) Did the agency enter into any separate arrangements for advertising placements or advertorials? If so, please provide details of expenditures and media outlets.

Yes, all items are separate arrangements. Media outlets include Facebook, Instagram, YouTube, LinkedIn, print publications, Seek, radio, printing and events. Details of expenditure Atomic 212 totalling \$178,772, Facebook totalling \$12,164 and all other expenses totalling \$72,027.

TRAVEL

21 Please provide the total expenditure and itemised details of travel, including, but not limited to, travel-related costs such as accommodation, travel allowance, entertainment, car rental, meals and incidentals, in each Agency and authority during the period 24 August 2024 to 9 December 2024 broken down to:

- a) International Travel
- b) Interstate Travel
- c) Intrastate Travel

Total expenditure for travel is \$2,316,531 for the financial periods September to November 2024. This includes official duty and training related travel, however excludes recruitment related travel.

Travel itemised in the below table:

Travel expenditure	International	Interstate	Intrastate	Training*
Travel Fares	98,023	110,246	997,627	99,604
Accommodation	19,689	20,460	469,135	82,473
Travel Allowance	2,092	19,498	313,946	44,052
Other	0	5,220	34,465	
Total	119,804	155,424	1,815,174	226,129

d) **Training travel may include some international travel but is unable to be separated in the ledger due to data limitations*

e)

f) The National Critical Care and Trauma Response Centre, which is 100% Commonwealth Government funded, is the primary source of international travel.

22 In the case of international travel identified in response to the question above, please provide the purpose, itinerary, persons and costs involved in each trip.

International travel itemised in the below table as at 30 November 2024.

Travel from date	Travel to date	Traveller	Destination	Reason for Travel	Total Travel Cost to 30/11/2024
04/08/2024	11/08/2024	National Critical	Papua New Guinea	Hospital Major Incident	\$39,591

		Care and Trauma Response Centre (NCCTRC)		Medical Management and Support (HMIMMS) and Rehabilitation in Disaster and Emergencies (RIDE) Workshops in Port Moresby 4 to 11 August 2024.	
21/09/2024	29/09/2024	NCCTRC	Travelled to Darwin from Thailand, China, Vietnam, Indonesia, Tonga, Cambodia, Cook Islands, Singapore, Fiji and Japan.	Travel to Darwin to attend the Global Outbreak Alert and Response Network (GOARN) Leadership Training.	\$43,082
31/08/2024	08/09/2024	NCCTRC	Samoa	Major Incident Medical Management and Support (MIMMS) training in Samoa 31 August to 8 September 2024.	\$13,348
03/11/2024	09/11/2024	NCCTRC	Abu Dhabi	EMT Global Meeting Abu Dhabi 3-9 Nov 2024	\$23,783
				Grand total:	\$119,804

23 Please provide itemised details and costs of all travel undertaken by the Minister that was paid for by the Agency or authority, including travel on charters during the period 24 August 2024 to 9 December 2024.

The Department of Health did not pay for any travel undertaken by the Minister during the period 24 August 2024 to 9 December 2024.

HOSPITALITY / FUNCTIONS AND EVENTS

24 Please provide full details of all official hospitality provided for the period 24 August 2024 to 9 December 2024.

In relation to each occasion where official hospitality was provided:

- a) What was the purpose of the hospitality?**
- g) What was the total cost incurred?**

See below table detailing purpose of hospitality and total cost incurred for the period beginning 1 September 2024 and ending 30 November 2024:

Purpose of hospitality	NT Health
Awards/Awareness Events	4,654
Meetings with Stakeholders	3,596
Total	\$8,250

- b) How many guests attended?**

Administrative effort required to respond is excessive.

- c) How many Ministers attended?**

N/A. Nil attendance during reporting period.

- d) How many Ministerial staff attended?**

N/A. Nil attendance during reporting period.

- e) How many MLAs attended?**

N/A. Nil attendance during reporting period.

- f) How many Public Sector employees attended?**

N/A. Nil attendance during reporting period.

GRANTS, SPONSORSHIPS, DONATIONS AND INCENTIVES

25 Please detail expenditure on grants, sponsorships, donations and incentives paid by your Agency (including the recipient of each payment) during the period 24 August 2024 to 9 December 2024, including agency budget totals to administer such programs.

Expenditure on scholarships and sponsorships from 1 September 2024 to 30 November 2024 are detailed below. Expenditure on grants are provided at sub-question 28.

Scholarships	QTY	Amount
NT Health Nursing and Midwifery Scholarships	10	\$26,112

Sponsorships	Amount
Prevocational Medical Education & Training Awards 2024	174
2024 Deadly Cup Carnival	5,000

Allied Health Awards	1,068
2024 NT Community Achievement Awards	1,995
Top End Medical Society (TEMS) Charity Ball	2,000
2024 Indigenous Allied Health Australia (IAHA) National Conference	10,500
Flinders NT Medical Program Rural Rescue Challenge	627
Total	\$21,364

- 26 Please detail the funds utilised to distribute awards and sponsorships in the period 24 August 2024 to 9 December 2024, and to what activities. Please list details of any contract periods as part of any arrangement.**

Sponsorship/Awards	Funds	Amount
Prevocational Medical Education & Training Awards 2024	NTG Funds	174
Allied Health Awards	NTG Funds	1,068
2024 Indigenous Allied Health Australia (IAHA) National Conference	NTG Funds	10,500
2024 Deadly Cup Carnival	Tied/Commonwealth Funds	5,000
2024 NT Community Achievement Awards	Tied/Commonwealth Funds	1,995
Top End Medical Society (TEMS) Charity Ball	Tied/Commonwealth Funds	2,000
Flinders NT Medical Program Rural Rescue Challenge	Tied/Commonwealth Funds	627
Total		\$21,364

- 27 Indicate which awards and sponsorships were managed by Regional Offices. What is anticipated for the 2025/26 financial year?**

There were no awards or sponsorships managed by the Regional Offices. The budget development for 2025-26 is in progress.

- 28 Please detail the amounts paid on grants, donations and incentives to non-Government organisations for the period 24 August 2024 to 9 December 2024, including to which organisation and the services to be provided?**

The below table are all grants paid to non-Government organisations.

ORGANISATION	SERVICE	PAYMENTS 1 SEPT - 30 NOV
Royal Flying Doctor Service (RFDS) of Australia Central operations	RFDS of Australia Central Operations - RFDS Aero Medical Services Central Australia	2,475,000
Central Australian Aboriginal Congress Aboriginal Corporation	Central Australian Aboriginal Congress Aboriginal Corporation - Remote Primary Health Care (PHC) Services Alice Springs 1/07/2022 - 30/06/2027	480,118
Katherine West Health Board Aboriginal Corporation	Katherine West Health Board Aboriginal Corporation - Trachoma Control Program 1/07/2021 - 30/06/2025	70,000
Aboriginal Medical Services Alliance NT Aboriginal Corporation	Trachoma Control Program - Promoting Healthy Communities in the NT	200,000
The Arnhem Land Progress Aboriginal Corporation	Yolngu AOD Youth Diversion - Media Messages	10,000
HGTG Pty Ltd	AAI 450 - Friday funday activities	1,000
The YMCA of the NT Youth & Community Services Ltd	AAI 444 - Happy Friyay Youth Nights	2,000
Top End Association for Mental Health Inc.	Top End Association for Mental Health Inc. - Recovery Assistance Program 1/07/2022 - 30/06/2027	287,423
The salvation army (NT) property trust	House 49	272,268
Mental Health Association of Central Aust Inc	Housing and Psychosocial Support Program 1/07/2022 - 30/06/2027	233,248
Sandstone therapy centre incorporated	Counselling, information and education 1/07/2022 - 30/06/2027	237,029
Amity community services inc	Counselling, information and education 1/07/2023 - 30/06/2028	186,862
Employment Assistance Services Australia (EASA) Inc	EASA Inc - Counselling, Information and Education 1/07/2023 - 30/06/2028	65,934
CatholicCare NT	CatholicCare NT Counselling, Information and Education - Urban, Tiwi Islands and Wadeye 1/07/2024 - 30/06/2025	222,136
Macdonnell Regional Council	Engagement and Education Program 1/07/2023 - 30/06/2028	48,295
Roper Gulf Regional Council	Youth Engagement and Education 1/07/2023 - 30/06/2028	18,058
Macdonnell regional council	Additional support for youth program - Kintore 1/10/2024 - 30/06/2025	60,000
Lifeline Australia	Lifeline Australia - Lifeline Crisis Support services 1/07/2022 - 30/06/2027	5,424

CAAPS aboriginal corporation	Youth Alcohol and Other Drugs and Volatile Substance Use Services 1/07/2022 - 30/06/2027	422,061
Bushmob Aboriginal Corporation	Bushmob Aboriginal Corporation - Volatile Substance Abuse / Alcohol and Other Drugs (AOD) treatment services for young people 1/07/2024 – 30/06/2025	446,937
Mental Health Association of Central Aust Inc	Central Australian Suicide Prevention Training Program	105,889
Mental Health Association of Central Aust inc	Mental Health Association of Central Aust Inc - Mental Health and Life Promotion 1/07/2022 - 30/06/2027	160,647
Mates in Construction (Qld & NT) Ltd	Mates in construction (Qld & NT) Ltd - Suicide Prevention and Mental Health Awareness Program 1/07/2023 - 30/06/2028	24,465
Anglicare NT Ltd	Anglicare NT Ltd - Top End Suicide Intervention and Awareness Training 1/07/2024 - 30/06/2029	92,847
Association of Alcohol and Other Drug Agencies NT (AADANT) Incorporated	AADANT Inc - Alcohol and Other Drug Peak Body (NT) 1/07/2024 - 30/06/2029	84,965
Drug and Alcohol Services Australia Ltd	AOD residential rehabilitation treatment services	365,084
Foundation of Rehabilitation with Aboriginal Alcohol related difficulties aboriginal corporation	AOD residential rehabilitation treatment services	338,837
The Salvation Army (NT) Property Trust	The trustee for the Salvation Army (NT) Property Trust - AOD Residential Rehabilitation Treatment Services 1/07/2021 - 30/06/2026	372,422
Barkly Region Alcohol and Drug Abuse Advisory Group Aboriginal Corporation	Barkly region alcohol and drug abuse advisory group - residential rehabilitation treatment service 1/07/2023 - 30/06/2028	303,686
The Central Australian Aboriginal Alcohol Programmes Unit Aboriginal Corporation	Central Australian Aboriginal Alcohol Programmes Unit - Residential Rehabilitation Treatment Service 1/07/2023 - 30/06/2028	422,833
Foundation of rehabilitation with aboriginal alcohol related difficulties aboriginal corporation	Foundation of rehabilitation with aboriginal alcohol related difficulties - women's residential rehabilitation service 1/07/2024 - 30/06/2025	108,169
Kalano Community Association Aboriginal Corporation	Kalano Community Association Aboriginal Corporation - residential rehabilitation treatment service 1/07/2024 - 30/06/2029	167,601
Mental Illness Fellowship of Australia (NT)	Mi place - drop-in recovery support program 1/07/2022 - 30/06/2027	95,300

Top End Mental Health Consumer Organisation Inc	Top End Mental Health Consumer Organization Inc - Drop in support service 01/07/2024 - 30/06/2029	64,532
Drug and Alcohol Services Australia Ltd	Alice Springs Sobering up Shelter	300,051
Mission Australia	Darwin Sobering Up Shelter	484,910
Drug and Alcohol Services Australia Ltd	Emergency Department Assist Program	2,485
Barkly Region Alcohol and Drug Abuse Advisory group Aboriginal Corporation	Barkly region alcohol and drug abuse advisory group - sobering up shelter - 1/07/2023 - 30/06/2028	257,397
East Arnhem Regional Council	East Arnhem Regional Council - Nhulunbuy Sobering up Shelter 01/07/2023 - 30/06/2028	122,608
Kalano Community Association Aboriginal Corporation	Katherine Sobering up Shelter 1/07/2024 - 30/06/2029	184,371
Kalano Community Association Aboriginal Corporation	Kalano community association aboriginal corporation - continuing care and co-ordination service - 01/07/2024 - 30/06/2025	75,000
Foundation of Rehabilitation with Aboriginal Alcohol Related difficulties Aboriginal Corporation	Foundation of rehabilitation with aboriginal alcohol related difficulties - continuing care and co-ordination service - 1/07/2024 - 30/06/2025	66,250
Central Australian Aboriginal Congress (CAAC) Aboriginal Corporation	CAAC Aboriginal Corporation - continuing care and co-ordination service - 1/07/2024 -30/06/2025	77,500
Top End Association for Mental Health Inc.	Complex support residence (banksia house)	621,285
Top End Association for Mental Health Inc.	Jacaranda	195,371
Top End Association for Mental Health Inc.	Papaya and kurrajong sub-acute service	593,107
The Salvation Army (NT) Property Trust	The trustee for the Salvation Army (NT) Property Trust - Mental Health supported accommodation 1/07/2022 - 30/06/2027	24,249
Eastern Health	Eastern Health - Turning point response information service 1/07/2022 - 30/06/2027	19,336
Cancer Council Victoria	Quitline NT 1/07/2022 - 30/06/2027	14,488
Top End Association for Mental Health Inc.	Top End Association for Mental Health Inc - Prevention and Recovery Care - 1/06/2023 - 30/06/2028	383,739
Palmerston Men's Shed Incorporated	To create a quiet area	2,000
Rovers Football & Sports Club Incorporated	Suicide Awareness & Prevention	10,000

Xavier Community Education Centre	Tiwi Young Men's Social and Emotional Wellbeing Program	10,000
Reclink Australia	Perceptive, Peaceful Parents Program	9,200
C.D Rodrigues & J.F Vigona	One percent - better communities	10,000
Darwin Dragons Rugby Union Club	Suicide Prevention Round and Family Day	10,000
Walking off the War within inc.	Walking off the war within 2023	7,000
Palmerston and Regional Basketball Association	Level up gaming Dadlan - Darwin	10,000
Galiwin'ku Women's Space Aboriginal Corporation	Wellbeing and Empowerment Workshop	10,000
Bike You Pty Ltd	Men's 8 Week Suicide Prevention Dirt Bike Program	10,000
Miwatj Health Aboriginal Corporation	Miwatj Health Aboriginal Corporation - social and emotional well-being programs, Mental Health and AOD services 1/07/2023 - 30/06/2026	112,500
Thamarrurr development Corporation Ltd	Healthy homes program 1/07/2024 - 30/06/2029	80,000
Miwatj Health Aboriginal Corporation	Miwatj Health Aboriginal Corporation - Miwatj Environmental Health Program 1/07/2024 - 30/06/2029	80,000
Katherine West Health Board Aboriginal Corporation	Sexual Health and Blood Borne Virus Program	37,254
Sunrise Health Service Aboriginal Corporation	Sexual health and blood borne virus program	37,254
Wurli-wurlinjang Aboriginal Corporation	Sexual health and blood borne virus program	17,745
Central Australian Aboriginal Congress Aboriginal Corp.	Sexual health and blood borne virus program	61,924
Drug and Alcohol Services Australia Ltd	Drug and Alcohol Services Australia Ltd - Alternatives to custody in-reach support - Alice Springs 1/07/2024 - 30/06/2029	39,590
Bereaved Parent support NT inc	Bereaved parent support nt incorporated - bereavement and support services 1/01/2021 - 31/12/2025	58,658
Larrakia Nation Aboriginal Corporation	Healthy Engagement and Assistance in the Long Grass (HEAL) Program 1/07/2021 - 30/06/2026	18,603
Forster Foundation for Drug Rehabilitation	Forster Foundation for Drug Rehabilitation AOD residential rehabilitation treatment service 1/07/2021 - 30/06/2026	340,131
St John Ambulance Australia NT Inc	Ambulance service base funding - capital	611,944
St John Ambulance Australia NT Inc	Ambulance service base funding - operational	13,707,306

Darwin Aboriginal and Torres Strait Islander Womens Shelter Indigenous Corporation	Darwin Indigenous Men's Service - Mental Health - Indigenous Men's Healing Program 1/07/2022 - 30/06/2027	5,254
Carpentaria Disability Services Ltd	Interim residential accommodation & support services to enable out of hospital care program 28/11/23 - 30/06/25	1,308,010
Sunrise Health Service Aboriginal Corporation	Nt maternal early childhood sustained home-visiting (mecsh) program - 01/07//2022 - 30/06/2027	250,000
Katherine West Health Board Aboriginal Corporation	Nt maternal early childhood sustained home-visiting (mecsh) program - 01/07//2022 - 30/06/2027	250,000
Miwatj Health Aboriginal Corporation	Miwatj Health Aboriginal Corporation - NT Maternal Early Childhood Sustained Home-Visiting (MECSH) Program 1/07/2022 - 30/06/2027	395,000
Danila Dilba Biluru Butji Binnilutlum Health Service Ltd	Bagot PHC 1/07/2022 - 30/06/2027	124,435
Diabetes Association of the NT Inc	Diabetes and Cardiac Education Services 1/07/2022-30/06/2027	206,738
Diabetes Association of the NT Inc	Free pen needle and syringe program 1/07/2022-30/06/2027	14,970
Arthritis Foundation of the NT Inc	Arthritis and Osteoporosis Support & Education Services 1/07/2022 - 30/06/2027	22,913
Wurli-wurlinjang Aboriginal Corporation	Wurli Wurlinjang Aboriginal Corporation - Individual Support Program (KISP) 1/07/2024 - 30/06/2025	81,250
Cancer Council of the NT Incorporated	Cancer Support Services, Ostomy Support Services, and Cancer Prevention, Education and Health Promotion 1/07/2022 - 30/06/2027	88,719
Asthma Foundation NT Inc	Asthma Foundation NT Inc - Asthma Information, Education and Support 1/01/2023 - 31/12/2027	79,434
Australian Childhood Foundation	Children with harmful sexual behaviours program 30/04/2023 - 30/06/2026	230,000
CAAC Aboriginal Corporation	Central Australia region - Patient Travel assisted transport - renal patients 1/07/2022 - 30/06/2027	30,048
CAAC Aboriginal Corporation	PHC Transition of Services – Yulara & Imanpa 1/03/2023 - 28/02/2028	1,149,446
CAAC Aboriginal Corporation	Central Australia region - PHC Transition of Services – Docker River 1/07/2023 - 30/06/2028	294,029

Ruby Gaea Darwin Centre Against Sexual Violence Inc	Ruby Gaea Darwin Centre Against Sexual Violence support, education, advocacy services 1/07/2023 - 30/06/2025	129,462
Ruby Gaea Darwin Centre Against Sexual Violence Inc	Capability building grant 1/07/2023 - 30/06/2025	30,274
FCD Health Ltd	Medicare Urgent Care Clinic (UCC)	249,000
CAAC Aboriginal Corporation	UCC	625,000
Miwatj Health Aboriginal Corporation	Miwatj Health Aboriginal Corporation - Galiwin'ku UCC 12/07/2024 - 30/06/2026	1,650,000
Family Planning Welfare Assn of NT Inc	Early Medical Termination of Pregnancy Services in the Top End 1/07/2024 - 30/06/2025	31,764
Family planning welfare assn of nt inc	Family Planning Welfare Assn of NT Inc - reproductive and sexual health service and delivery of unit hltasxh002 - 1/07/2024-30/06/2029	209,929
Sabrinareach4life Incorporated	Sabrinareach4life Inc - peer-led suicide prevention and bereavement support services 1/10/2024 - 1/10/2025	80,000
Anyinginyi Health Aboriginal Corporation	Anyinginyi Health Aboriginal Corporation - remote AOD workforce program 1/07/2024 - 30/06/2025	150,000
CAAC Aboriginal Corporation	CAAC Aboriginal Corporation - Remote Alcohol & Other Drugs Workforce Program (RAODW) 1/07/2024 - 30/06/2025	256,013
Katherine West Health Board Aboriginal Corporation	Katherine west health board aboriginal corporation - Lajamanu Medicare UCC 12/07/2024 - 30/06/2026	1,650,000
Health Network NT Ltd	Health Network NT Ltd Trading as NT PHN - NT Mental Health Lived experience collaborative network 1/12/2024 - 1/12/2025	200,000
Katherine West Health Board Aboriginal Corporation	PHC in the Katherine West Region	996,009
Sunrise Health Service Aboriginal Corporation	PHC in the Katherine East Region	1,035,723
Mala'la Health Service Aboriginal Corporation	PHC in the Maningrida Region	850,265
Mala'la Health Service Aboriginal Corporation	Variation to schedule e-comprehensive PHC Maningrida Community and Affiliated Homelands - Additional Operational Funding for West Arnhem 1/07/2022 - 30/06/2027	40,341

Red Lily Health Board (Aboriginal Corporation)	Red Lily Health Board Aboriginal Corporation - comprehensive PHC in Minjilang	308,804
Red Lily Health Board (Aboriginal Corporation)	Red Lily health board aboriginal corporation - comprehensive PHC - additional operational funding for West Arnhem	107,795
Red Lily Health Board (Aboriginal Corporation)	Red Lily Health Board Aboriginal Corporation - comprehensive PHC in Warruwi	383,941
Red Lily Health Board (Aboriginal Corporation)	PHC Services in West Arnhem - Medical Officers 1/10/2023 - 30/06/2027	147,150
Wurli-wurlinjang Aboriginal Corporation	Wurli Wurlinjang Aboriginal Corporation Health service - Comprehensive primary health care in Katherine and surrounding communities 1/01/2023 - 31/12/2027	240,991
Miwatj Health Aboriginal Corporation	Miwatj health aboriginal corporation - comprehensive primary health care services to the east Arnhem region 1/07/2023 - 30/06/2028	2,194,055
Mala'la Health Service Aboriginal Corporation	Outreach nutritionist 1/07/2024 - 30/06/2025	161,728
Laynhapuy Homelands Aboriginal Corporation	Laynhapuy Homelands Primary Health Care Service 1/07/2023 - 30/06/2028	34,623
Red Lily Health Board (Aboriginal Corporation)	Comprehensive Primary Health Care in Jabiru 2/09/2024 - 30/06/2029	1,582,053
YWCA australia	YWCA Australia - Accommodation Services - Darwin	336,739
Sunrise Health Service Aboriginal Corporation	Sunrise Health Service Aboriginal Corporation - Remote AOD workforce	79,510
Mala'la health service aboriginal corporation	Remote AOD workforce program	26,503
Danila Dilba Biluru Butji Binnilutlum Health Service Limited	Danila Dilba Biluru Butji Binnilutlum Health Service Aboriginal Corporation - Remote AOD Workforce Program	101,503
Katherine West Health Board Aboriginal Corporation	Katherine West Health Board Aboriginal corporation - Remote AOD Workforce Program 1/07/2022 - 30/06/2024	75,000
Wurli-wurlinjang Aboriginal Corporation	Wurli Wurlinjang Aboriginal Corporation - Remote AOD workforce program 1/07/2022 - 30/06/2024	75,000
Miwatj Health Aboriginal Corporation	Miwatj Health Aboriginal Corporation - Remote AOD workforce program 1/07/2022 - 30/06/2025	101,503
	Total	\$ 45,835,244

MEDIA MONITORING SERVICES

- 29 Provide expenditure details on media monitoring services for the period 24 August 2024 to 9 December 2024 (including entities engaged and who utilises the service).**

Provide expenditure details on media monitoring services for the period 24 August 2024 to 9 December 2024 (including entities engaged and who utilises the service).

INFRASTRUCTURE PROJECTS

- 30 How many projects have been submitted or are in the process of being submitted to Infrastructure Australia or Northern Australia Infrastructure Facility (NAIF) to be considered for the Infrastructure Priority List?**
- 31 Please provide details of newly committed projects for the period 24 August 2024 to 9 December 2024.**
- 32 Please provide details of contracts awarded to interstate firms, the purpose of the contract, the cost, and why a territory firm was not chosen.**

A whole-of-government response to Questions 30 to 32 will be provided by the Department of Logistics and Infrastructure.

GOVERNMENT LEASED BUILDINGS

- 33 What is the total annual power bill of each Government building owned/leased/used by each Department for the period 24 August 2024 to 9 December 2024?**

The total annual power bill of each Government building owned/leased/used by the Department of Health for the period 24 August 2024 to 09 December 2024 is **\$5,840,928.95**

The breakdown of total power costs for each Government Building is as follows:

Location	Amount
25 Hollis Street, Tennant Creek Total	165.14
6 Gap Road, Alice Springs Total	275,696.38
17 Gap Road, Alice Springs Total	13,033.00
52 Spicer Crescent, Alice Springs Total	573.12
71-113 Todd Street, Alice Springs Total	90.16
23-113 Todd Street, Alice Springs Total	117.25
3-1 Skinner Street, Alice Springs Total	301.03
4-1 Skinner Street, Alice Springs Total	301.83
6-1 Skinner Street, Alice Springs Total	335.81
7-1 Skinner Street, Alice Springs Total	192.43
8-1 Skinner Street, Alice Springs Total	583.46
9-1 Skinner Street, Alice Springs Total	63.38

Location	Amount
10-1 Skinner Street, Alice Springs Total	116.75
12-1 Skinner Street, Alice Springs Total	429.01
13-1 Skinner Street, Alice Springs Total	315.90
14-1 Skinner Street, Alice Springs Total	168.80
15-1 Skinner Street, Alice Springs Total	221.23
2-1 Skinner Street, Alice Springs Total	199.07
11-1 Skinner Street, Alice Springs Total	575.59
5-1 Skinner Street, Alice Springs Total	20.10
2-113 Todd Street, Alice Springs Total	261.03
3-113 Todd Street, Alice Springs Total	485.88
5-113 Todd Street, Alice Springs Total	197.21
4-113 Todd Street, Alice Springs Total	377.46
6-113 Todd Street, Alice Springs Total	292.16
7-113 Todd Street, Alice Springs Total	250.89
8-113 Todd Street, Alice Springs Total	466.27
9-113 Todd Street, Alice Springs Total	256.42
10-113 Todd Street, Alice Springs Total	165.76
12-113 Todd Street, Alice Springs Total	285.56
11-113 Todd Street, Alice Springs Total	659.24
13-113 Todd Street, Alice Springs Total	236.53
14-113 Todd Street, Alice Springs Total	396.57
15-113 Todd Street, Alice Springs Total	289.94
16-113 Todd Street, Alice Springs Total	339.20
17-113 Todd Street, Alice Springs Total	607.62
18-113 Todd Street, Alice Springs Total	239.86
19-113 Todd Street, Alice Springs Total	268.78
20-113 Todd Street, Alice Springs Total	273.06
22-113 Todd Street, Alice Springs Total	61.45
2-113 Todd Street, Alice Springs Total	256.78
31-113 Todd Street, Alice Springs Total	96.95
22-113 Todd Street, Alice Springs Total	244.32
24-113 Todd Street, Alice Springs Total	158.44
23-113 Todd Street, Alice Springs Total	363.74
24-113 Todd Street, Alice Springs Total	425.10
26-113 Todd Street, Alice Springs Total	830.13
27-113 Todd Street, Alice Springs Total	718.10
30-113 Todd Street, Alice Springs Total	245.81
31-113 Todd Street, Alice Springs Total	226.31
32-113 Todd Street, Alice Springs Total	281.56
33-113 Todd Street, Alice Springs Total	366.50
34-113 Todd Street, Alice Springs Total	190.81
35-113 Todd Street, Alice Springs Total	268.47
36-113 Todd Street, Alice Springs Total	239.63
37-113 Todd Street, Alice Springs Total	569.38
38-113 Todd Street, Alice Springs Total	160.96
39-113 Todd Street, Alice Springs Total	578.17
40-113 Todd Street, Alice Springs Total	378.73
41-113 Todd Street, Alice Springs Total	243.38
42-113 Todd Street, Alice Springs Total	214.07
43-113 Todd Street, Alice Springs Total	254.96

Location	Amount
44-113 Todd Street, Alice Springs Total	122.63
45-113 Todd Street, Alice Springs Total	431.81
46-113 Todd Street, Alice Springs Total	472.47
47-113 Todd Street, Alice Springs Total	130.60
48-113 Todd Street, Alice Springs Total	301.67
49-113 Todd Street, Alice Springs Total	346.48
50-113 Todd Street, Alice Springs Total	699.00
51-113 Todd Street, Alice Springs Total	448.75
52-113 Todd Street, Alice Springs Total	737.84
53-113 Todd Street, Alice Springs Total	368.72
54-113 Todd Street, Alice Springs Total	470.87
55-113 Todd Street, Alice Springs Total	317.28
56-113 Todd Street, Alice Springs Total	331.81
57-113 Todd Street, Alice Springs Total	235.34
58-113 Todd Street, Alice Springs Total	280.34
59-113 Todd Street, Alice Springs Total	353.76
60-113 Todd Street, Alice Springs Total	300.77
61-113 Todd Street, Alice Springs Total	247.47
62-113 Todd Street, Alice Springs Total	417.50
63-113 Todd Street, Alice Springs Total	525.61
64-113 Todd Street, Alice Springs Total	341.70
65-113 Todd Street, Alice Springs Total	417.99
66-113 Todd Street, Alice Springs Total	473.69
67-113 Todd Street, Alice Springs Total	300.01
68-113 Todd Street, Alice Springs Total	296.24
69-113 Todd Street, Alice Springs Total	211.73
70-113 Todd Street, Alice Springs Total	473.50
71-113 Todd Street, Alice Springs Total	247.87
44 Railway Terrace, Alice Springs Total	9,873.77
Mu-5 Leichhardt, Alice Springs Total	685.77
S4-5 Leichhardt, Alice Springs Total	557.98
S12-5 Leichhardt, Alice Springs Total	1,418.67
S6-5 Leichhardt, Alice Springs Total	2,035.45
S13-5 Leichhardt, Alice Springs Total	942.89
S16-5 Leichhardt, Alice Springs Total	1,221.53
S5-5 Leichhardt, Alice Springs Total	1,558.08
4 Mcdonald Street, Alice Springs (AH Power) Total	6,399.53
A-15 South Terrace, Alice Springs Total	1,493.45
B-15 South Terrace, Alice Springs Total	798.48
44 Bath Street, Alice Springs (AH) Total	5.35
2-80 Hartley Street, Alice Springs Total	193.92
3-80 Hartley Street, Alice Springs Total	350.15
4-80 Hartley Street, Alice Springs Total	205.60
T14 B-44 Bath Street, Alice Springs Total	40.87
T1A 44 Bath Street, Alice Springs Total	548.39
T1B 44 Bath Street, Alice Springs Total	243.69
3-4 Bloomfield, Alice Springs Total	495.23
4-4 Bloomfield Street, Alice Springs Total	183.29
5-4 Bloomfield Alice Springs Total	448.58
6-4 Bloomfield, Alice Springs Total	190.49

Location	Amount
1-60 Bradshaw, Alice Springs Total	429.20
3-60 Bradshaw Alice Springs Total	247.87
G1B-12 Gregory, Alice Springs Total	1,571.62
67 Stuart Highway, Alice Springs Total	11,439.86
2-7 Hong Street, Alice Springs Total	59.82
P-L-7 Hong Street, Alice Springs Total	31.93
4-60 Bradshaw Alice Springs Total	508.10
5-60 Bradshaw, Alice Springs Total	523.00
10 Flynn Drive, Alice Springs Total	125,941.31
1-7 Hong Street, Alice Springs Total	576.02
2-60 Bradshaw, Alice Springs Total	390.17
6-60 Bradshaw, Alice Springs Total	428.21
161 Woods Terrace, Alice Springs Total	1,564.33
52 Erumba Street, Alice Springs Total	924.91
28 Hibiscus Street, Alice Springs Total	1,003.04
Ascc-1892 Stuart Highway, Alice Springs Total	6,149.32
T2-25 South Terrace, Alice Springs Total	264.87
0 Schwarz Crs, Alice Springs Total	818.38
22 Lake Nash Street, Lake Nash Total	1,152.76
7 Hese Street, Ti Tree Total	374.35
107 Docker River Rd, Docker River Total	466.61
2-29 Leichhardt, Tennant Creek Total	206.13
45 Schmidt Street, Tennant Creek Total	66,116.20
U3-45 Schmidt, Tennant Creek Total	1,756.25
45 Schmidt Street, Tennant Creek Total	129,183.30
3-41 Schmidt Street, Tennant Creek Total	391.57
1-45 Schmidt Street, Tennant Creek Total	572.95
19 Thompson Street, Tennant Creek Total	502.20
4-43 Schmidt Street, Tennant Creek Total	193.45
2-45 Schmidt Street, Tennant Creek Total	309.82
5-29 Leichhardt, Tennant Creek Total	103.29
1 Wilson St, Tennant Creek Total	613.42
19 Kittle Street, Tennant Creek Total	431.61
8 Zigenbine Court, Tennant Creek Total	224.48
1-29 Leichhardt Street, Tennant Creek Total	181.18
3-29 Leichhardt, Tennant Creek Total	170.69
21 Schmidt Street, Tennant Creek Total	766.15
28 Leichhardt, Tennant Creek Total	76.88
1-92 Staunton Street, Tennant Creek Total	220.80
4 Meyers Street, Tennant Creek Total	498.52
28 Meyers Street, Tennant Creek Total	449.31
23 Staunton Street, Tennant Creek Total	181.06
24-7 Blain Street, Tennant Creek Total	144.96
36 Turner Street, Tennant Creek Total	207.69
4 Iris Street, Tennant Creek Total	1,181.06
3-44 Ambrose Street, Tennant Creek Total	131.56
55 Thompson Street, Tennant Creek Total	673.05
43 Eldorado, Tennant Creek Total	287.45
4 Caroline Street, Tennant Creek Total	144.57
6 Leichhardt, Tennant Creek Total	351.53

Location	Amount
159 Fourth Street, Ali Curung Total	75.21
100 Fifth Street, Ali Curung Total	958.99
126 Alakenh Street, Ali Curung Total	734.34
1-123 Fifth Street, Ali Curung Total	704.99
Hh-159 Fourth, Ali Curung Total	2,453.70
252 Ali Curung, Ali Curung Total	461.48
250 Ali Curung, Ali Curung Total	396.03
B-251 Alyawarr, Ali Curung Total	632.32
30 Buchanan Street, Elliott Total	358.85
8 Mcrae Street, Elliott Total	379.93
6 Mcrae Street, Elliott Total	254.02
16 Bray Street, Elliott Total	1,604.95
17 Bray Street, Elliott Total	336.98
9 Vicary Street, Elliott Total	522.74
1-1 Vicary Street, Elliott Total	91.70
18 Buchanan Street, Elliott Total	8,914.26
2-5 Vicary Street, Elliot Total	516.15
2-7 Vicary Street, Elliott Total	314.18
5 Vicary Street, Elliott Total	515.81
7 Vicary, Elliott Total	508.44
13 Bray Street, Elliott Total	156.65
56 Canteen Creek Road, Canteen Creek Total	227.02
4 Canteen Creek Road, Canteen Creek Total	577.87
10 Canteen Creek Rd, Canteen Creek Total	548.66
90 Canteen Creek Road, Canteen Creek Total	415.38
117 Canteen Creek Rd Canteen Creek Total	5,382.05
26 Epenarra Street, Epenarra Total	1,535.37
Flt-40 Epenarra, Epenarra Total	224.22
Hse-40 Epenarra Road, Epenarra Total	625.32
21 Lake Nash Street, Lake Nash Total	3,109.21
123 Pitjara Street, Lakenash Total	576.52
Hh-131 Pitjara, Lake Nash Total	868.85
Hh-15 Pitjara, Lake Nash Total	658.09
Hh-72 Haasts Bluff, Haast Bluff Total	629.82
Nq-79 Haasts Bluff, Haast Bluff Total	1,375.53
Cln-78 Haasts Bluff, Haast Bluff Total	1,847.20
62 Haasts Bluff, Ikuntji Total	700.73
73 Arrunge Crescent, Yuelamu Total	48.31
Vq-10 Arrunge, Yuelamu Total	119.45
Nq-9 Arrunge, Yuelamu Total	329.72
Cln-67 Newmatey, Yuelamu Total	1,128.45
76 Mt. Liebeg, Mt Liebeg Total	491.12
20 Mt. Liebeg Road, Mt. Liebeg Total	5,902.58
106 Mt. Liebeg Road, Mt. Liebeg Total	668.68
107 Mt. Liebeg Road, Mt. Liebeg Total	1,659.04
A-108 Mt Liebeg, Mt. Liebeg Total	769.70
B-108 Mt. Liebeg, Mt. Liebeg Total	623.96
74 Ngapiri, Nyiripi Total	670.77
Hse-68 Ngapiri, Nyiripi Total	529.16
Cln-139 Yurrkaru, Nyiripi Total	1,834.20

Location	Amount
Mge-142 Nyirripi, Nyiripi Total	101.13
73 Ngapiri Avenue, Nyirippi Total	656.45
2-152 Nyirripi Road, Nyiripi Total	191.22
Flt1-302 Papunya, Papunya Total	1,207.98
Cln-224 Papunya Road, Papunya Total	8,842.94
228 Papunya Road, Papunya Total	456.31
266 Papunya Road, Papunya Total	742.91
229 Papunya Road, Papunya Total	594.40
1-570 Ti Tree Crescent, Yuendumu Total	432.15
521 Tanami Road, Yuendumu Total	168.22
431 Tanami, Yuendumu Total	220.29
447 Ti Tree Crescent, Yuendumu Total	792.63
2-570 Ti Tree Crescent, Yuendumu Total	782.18
3-432 Conniston, Yuendumu Total	190.50
2-433 Conniston, Yuendumu Total	450.43
433 Conniston, Yuendumu Total	168.30
601 Second Street, Yuendumu Total	318.76
602 Second Street, Yuendumu Total	284.71
612 Park Street, Yuendumu Total	12,707.90
1-614 First Street, Yuendumu Total	423.26
2-614 First Street, Yuendumu Total	666.98
1-613 First Street, Yuendumu Total	433.18
2-613 First Street, Yuendumu Total	376.49
1-658 Burkuma, Yuendumu Total	457.74
1-433 Conniston, Yuendumu Total	244.05
434 Conniston, Yuendumu Total	191.55
1-434 Conniston, Yuendumu Total	185.02
2-434 Conniston, Yuendumu Total	183.19
2-658 Burkuma, Yuendumu Total	597.75
Cln-30 Fourth, Tara Total	933.74
2A Neutral Junction, Tara Total	403.43
Hh, 51 Webb Street, Engawala Total	140.76
Deet, 50 Webb, Engawala Total	95.21
22 Turner Street, Engawala Total	1,312.72
B-70 Engawala, Engawala Total	201.33
Nq 1 Plenty Harts Range, Harts Range Total	344.98
8 Plenty Highway, Harts Range Total	665.55
Cln 60 Sphene, Atitjiri Total	2,653.22
Hh-2 Plenty, Harts Range Total	689.59
Hh-10 Plenty, Harts Range Total	352.40
114 Hartsrange Road, Atitjere Total	385.95
Cln-74 Ayerrer, Laramba Total	1,664.69
Cln-86 Staff, Laramba Total	597.87
84 Staff, Laramba Total	395.55
94-A Laramba, Laramba Total	309.92
94-B Laramba, Laramna Total	254.33
25 Anmatjere Street, Wilora Total	627.07
Cln-78 Pmarajut, Ti Tree Total	714.22
9 Palmer Street, Ti Tree Total	1,070.04
20 Palmer Street, Ti Tree Total	102.26

Location	Amount
14 Palmer Street, Ti Tree Total	5,891.84
7 Hese Street, Ti Tree Total	603.50
2-4 Palmer Street, Ti Tree Total	658.46
21 Palmer Street, Ti Tree Total	320.44
Hse-62 Maryvale, Ti Tree Total	815.66
131 Willowra Rd, Willowra Total	707.71
15 Yatijarra, Willowra Total	244.42
58 Lander River, Willowra Total	2,544.41
Hh-13 Yatijarra, Willowra Total	340.24
132 Willowra Road, Willowra Total	646.38
50 Lander River, Willowra Total	343.70
34 Finke Road, Aputula Total	1,779.95
31 Finke Road, Aputula Total	130.74
A-77 Finke Road, Apututula Total	487.88
Dq B1-77 Finke, Aputula Total	281.57
Nr B2-77 Finke, Aputula Total	180.94
12 Maryvale Road, Titjikala Total	375.01
53 Maryvale Road, Titjikala Total	8,483.01
Fl-62 Maryvale, Titjikala Total	108.24
78 Maryvale Street, Titjikala Total	300.48
68 Wallace Rockhole, Wallace Rockhole Total	560.44
1-41 Hermannsburg, Ntaria Total	299.43
40 Hermannsburg, Ntaria Total	483.18
36 Hermannsburg, Ntaria Total	718.09
146 Hermannsburg, Ntaria Total	679.97
195 Hermannsburg, Ntaria Total	562.26
2-41 Hermannsburg, Ntaria Total	318.75
1-41 Hermannsburg, Ntaria Total	617.59
2-195 Hermannsburg, Ntaria Total	454.21
315 Raberaba, Hermannsburg Total	6,953.49
5 Luritja Road, Kings Canyon Total	121.93
1 Luritja Road, Kings Canyon Total	3,431.44
3 Luritja, Kings Canyon Total	416.96
1-5 Luritja Road, Kings Canyon Total	262.24
Manunda Place, Darwin Total	29,194.82
S1-258 Trower, Casuarina Total	659.23
S2-258 Trower Road, Casuarina Total	550.12
S4-258 Trower, Casuarina Total	536.23
S7-258 Trower, Casuarina Total	1,849.85
S9-258 Trower, Casuarina Total	505.63
S10-258 Trower, Casuarina Total	276.03
S11-258 Trower, Casuarina Total	688.56
S12-258 Trower, Casuarina Total	145.63
S13-258 Trower, Casuarina Total	189.81
S14-258 Trower, Casuarina Total	501.29
S17-258 Trower, Casuarina Total	229.99
S25-258 Trower, Casuarina Total	1,207.09
S27-258 Trower, Casuarina Total	127.39
258 Trower Road, Casuarina Total	21,602.30
S15-258 Trower, Casuarina Total	184.88

Location	Amount
S16-258 Trower Road, Casuarina Total	91.55
34 Narrows, The Narrows Total	1,129.83
596 Chibnall, Fly Creek Total	158.16
30 Tivendale Road, Berrimah Total	28,571.67
A-123 Dhurrulinc, Milingimbi Total	575.76
87 Chesterfield Circuit, Nhulunbuy Total	5,139.05
Medical Centre, Poinciana, Alyangula Total	4,769.77
Medical Centre, Poinciana, Alyangula Total	7,773.19
3006 Carpentaria Court, Alyangula Total	450.45
Cln-369 Angurugu, Angurugu Total	4,353.35
D7 Arnhem Crescent, Alyangula Total	561.64
D8 Arnhem Crescent, Alyangula Total	499.48
D5-3024 Arnhem, Alyangula Total	629.50
D6-3024 Arnhem, Alyangula Total	247.65
Flt2-3028 Arnhem, Alyangula Total	672.67
2-545 Angurugu Street, Angurugu Total	755.70
3000 Poinciana Street, Alyangula Total	830.83
3006 Carpentaria Court, Alyangula Total	450.45
3045A Ngwunga Street, Alyangula Total	780.40
2-3003 Carpentaria, Alyangula Total	479.03
2-244 Umbakumba, Umbakumba Total	1,374.01
287 Alyrrkangka, Umbakumba Total	7,567.82
3006 Carpentaria Court, Alyangula Total	450.45
170 Numbulwar Street, Numbulwar Total	1,071.04
192 Numbulwar Street, Numbulwar Total	535.31
200 Numbulwar Street, Numbulwar Total	507.61
141 Numbulwar Street, Numbulwar Total	6,741.41
B-141 Numbulwar, Numbulwar Total	328.51
A-141 Numbulwar Road, Numbulwar Total	364.12
C-301 Numbulwar Street, Numbulwar Total	326.94
Cln-6 Milyakburra, Milyakburra Total	1,489.95
86 Milyakburra, Milyakburra Total	286.06
D1-Carpentaria, Alyangula Total	568.21
81 Ngwunga Street, Alyangula Total	639.87
56 Chesterfield, Nhulunbuy Total	1,725.62
80 Matthew Flinders Way, Nhulunbuy Total	302,620.12
9-8 Chippis, Nhulunbuy Total	295.41
25-8 Chippis, Nhulunbuy Total	156.45
7 Beagle Court, Nhulunbuy Total	1,444.07
4 Nandina Close, Nhulunbuy Total	1,793.58
67 Pandora Court, Nhulunbuy Total	1,102.49
33 Providence Court, Nhulunbuy Total	1,024.15
37 Jasper Road, Nhulunbuy Total	2,234.20
21 Chesterfield Court, Nhulunbuy Total	535.10
4 Melaleuka Close, Nhulunbuy Total	1,864.89
1 Lillipilli Close, Nhulunbuy Total	1,292.65
14 Mimosa Close, Nhulunbuy Total	1,037.79
1 Cassia Close, Nhulunbuy Total	1,297.49
4 Sava Street, Nhulunbuy Total	812.85
16 Casuarina Avenue, Nhulunbuy Total	1,983.74

Location	Amount
9 Lacebark, Nhulunbuy Total	325.14
10 Lacebark Ave, Nhulunbuy Total	1,169.85
10 Matthew Flinders Way, Nhulunbuy Total	534.22
5 Sandalwood Avenue, Nhulunbuy Total	1,106.89
12 Leach Road, Nhulunbuy Total	688.53
4 Binga Binga, Nhulunbuy Total	517.44
2-22 Klyn Street, Nhulunbuy Total	114.44
12-2 Eugenia Avenue, Nhulunbuy Total	35.26
64A Taylor Street, Alyangula Total	157.85
87 Chesterfield Circuit, Nhulunbuy Total	4,348.44
7-5 Bergman Court, Katherine Total	406.88
8-1 Bogart Drive, Katherine Total	972.46
24 Heron Crescent, Katherine Total	985.72
18-1 Bogart Dr, Katherine Total	209.10
13-1 Bogart Drive, Katherine Total	404.91
3-1 Bogart Drive, Katherine Total	630.73
4-14 Mott Crecent, Katherine Total	335.73
20-1 Bogart Drive, Katherine Total	335.00
22 Clarke Crescent, Katherine Total	351.79
5-1 Bogart Drive, Katherine Total	242.31
12-1 Bogart Drive, Katherine Total	599.10
13-1 Bogart Drive, Katherine Total	650.70
4-1 Bogart Drive, Katherine Total	834.13
12 Bergman Court, Katherine Total	1,771.79
1-1 Bogart Drive, Katherine Total	298.29
Mp 1-185 Giles Street, Katherine Total	377,500.20
Mp 2-185 Giles Street, Katherine Total	33,564.80
14-1 Bogart Drive, Katherine Total	749.95
7-6 Lorre Court, Katherine Total	941.65
10-1 Bogart Drive, Katherine Total	640.29
1-14 Mott Crescent, Katherine Total	953.59
6-1 Bogart Drive, Katherine Total	1,207.60
10-5 Bergman Court, Katherine Total	952.26
16-5 Bergman, Katherine Total	559.03
70 Robinson River Road, Robinson River Total	534.52
44 Robinson River Road, Robinson River Total	1,278.90
81 Robinson River Road, Robinson River Total	856.74
82 Robinson River Road, Robinson Total	818.36
84 Robinson River Road, Robinson Total	834.39
83 Robinson River Road, Robinson Total	1,321.58
113 Robinson River Road, Robinson River Total	10,987.18
17 Mulholland, Borroloola Total	3,061.35
1-9 Garawa Street, Borroloola Total	10,472.26
11 Garawa Street, Borroloola Total	1,224.38
3 Harney Court, Borroloola Total	1,666.72
4 Harney Court, Borroloola Total	956.08
1-75 Mulholland, Borroloola Total	1,321.66
9 Sayle Court, Borroloola Total	536.54
10 Sayle Court, Borroloola Total	2,893.58
1-557 Mulholland, Borroloola Total	296.13

Location	Amount
2-75 Mulholland, Borrooloola Total	771.93
2-25 Jose Street, Borrooloola Total	1,762.56
32 Baxter Terrace, Pine Creek Total	6,057.72
4 Phillip, Pine Creek Total	956.81
5 Phillips, Pine Creek Total	1,008.32
33 Millar Terrace, Pine Creek Total	820.14
2-20 Baxter Terrace, Pine Creek Total	375.05
11A Second St Katherine Total	1,491.94
2-14 Mott Crescent, Katherine Total	1,607.26
5 Kintore Street, Katherine Total	6,579.78
18 Peppimenarti St, Peppimenarti Total	831.75
73 Peppimenarti, Peppimenarti Total	2,700.63
53 Peppimenarti, Peppimenarti Total	444.88
Hc-332 Balamurra, Ngukurr Total	7,286.82
T1 3 Nylander St, Parap Total	503.50
S20-37 Kalymnos Karama Total	96.43
702 Nguui Street, Nguui Total	1,473.23
741 Nguui Street, Nguui Total	649.08
Grd Flr, 16 Scaturchio, Casuarina Total	3,395.49
L1-Ft2 9 Scaturchio St, Casuarina (AH) Total	585.10
L1-Ft2 9 Scaturchio, Casuarina Total	5,646.99
S3 L1-9 Scaturchio, Casuarina Total	1,493.10
S4 L1-9 Scaturchio, Casuarina Total	6,418.95
L1-5 9 Scaturchio, Casuarina Total	141.69
P-L 9 Scaturchio St, Casuarina (AH) Total	1,462.74
L1-Ft1 9 Scaturchio, Casuarina Total	2,493.80
G-Ft1 9 Scaturchio, Casuarina Total	765.39
P-L 9 Scaturchio St, Casuarina (AH) Total	16,914.18
9 Scaturchio Street, Casuarina Total	1,457.03
P-L 9 Scaturchio St, Casuarina (AH) Total	2,956.13
P-L 9 Scaturchio, Casuarina Total	5,695.13
G-Ft2 9 Scaturchio, Casuarina Total	1,108.10
G4-9 Scaturchio, Casuarina Total	1,387.78
G-Ft6-9 Scaturchio, Casuarina Total	875.13
CIn-252 Belyuen, Belyuen Total	4,217.55
159 Erickson, Wagait Total	697.51
94 Baluria, Wagait Beach Total	1,265.99
1-172 Milikapiti St, Milikapiti Total	580.56
180 Milikapiti St, Milikapiti Total	544.43
171 Milikapiti Street, Milikapiti Total	1,017.10
398 Milikapiti Street, Milikapiti Total	9,337.95
213 Pirlangimpi Street, Pirlangimpi Total	470.35
238 Pirlangimpi, Pirlangimpi Total	8,023.35
280 Pirlangimpi, Pirlangimpi Total	1,659.65
1-695 Puti Drive, Nguui Total	938.02
2-695 Puti Drive, Nguui Total	178.60
1-701 Puti Drive, Nguui Total	1,094.68
CIn-737 Puti, Nguui Total	107,146.02
739 Nguui Street, Nguui Total	1,605.49

Location	Amount
A-746 Nguiu, Nguiu Total	722.12
A-694 Nguiu, Nguiu Total	91.93
B-694 Nguiu, Nguiu Total	110.78
1-855 Puti Drive, Nguiu Total	778.15
699 Nguiu Street, Nguiu Total	787.22
14 Mcgorrerey, Jabiru Total	300.63
4 Frew Place, Jabiru Total	336.21
1 Auld Place, Jabiru Total	400.49
4 Thring Place, Jabiru Total	178.75
8 Broad Place, Jabiru Total	1,069.58
2 Kinjo Place, Jabiru Total	271.95
1 Kinjo Place, Jabiru Total	198.14
41 Kinchela, Jabiru Total	822.41
10 Civic Drive, Jabiru Total	740.44
2019 Flinders Street, Jabiru Total	33,598.19
3-12 Kinjo Place, Jabiru Total	440.64
67 Civic Drive, Jabiru Total	1,015.65
1-12 Kinjo Place, Jabiru Total	102.62
3 Roper Place, Jabiru Total	744.29
7 Carrington Place, Jabiru Total	325.59
404 Oval (Laund), Gunbalanya Total	46.21
CIn-503 Arrmunbu, Gunbalanya Total	5,631.07
528 Main Road, Gunbalanya Total	660.84
534 Billabong, Gunbalanya Total	1,046.27
551 Pandanus, Gunbalanya Total	898.61
1-404 Oval Street, Gunbalanya Total	498.33
2-404 Oval Street, Gunbalanya Total	897.32
527 Main Road, Gunbalanya Total	582.71
603 Lily Court, Gunbalanya Total	511.35
536 Billabong, Gunbalanya Total	664.69
2-598 Lily Court, Gunbalanya Total	365.25
1-643 Oval Street, Gunbalanya Total	504.57
1-599 Lily Court, Gunbalanya Total	330.61
10 Hardy Street, Adelaide River Total	361.29
8 Hardy Street, Adelaide River Total	282.55
21 Becker Street, Adelaide River Total	1,871.11
23 Becker Street, Adelaide River Total	518.82
27 Pinaroo Crescent, Batchelor Total	5,877.34
11 Mardango Crescent, Batchelor Total	2,270.02
17 Flynn Crescent, Batchelor Total	780.28
6 Flynn Crescent, Batchelor Total	597.72
12 Flynn Crescent, Batchelor Total	1,258.89
16 Flynn Crescent, Batchelor Total	327.15
2-115 Nauiyu, Nambiyu Total	536.26
126 Nauiyu, Nambiyu Total	8,112.70
1 Chesterfield, Nhulunbuy Total	1,340.19
197 Barunga, Barunga Total	376.36
B-480 Maningrida, Maningrida Total	420.48
S2-3 Wanguri Place, Wanguri Total	52.31
S5-3 Wanguri Place, Wanguri Total	343.39

Location	Amount
Fd1-213 Taylor, Palmerston Total	606,777.26
Renal, L693 Puti, Nguiu Total	142,057.65
182 Dickward Drive, Coconut Grove Total	57,284.15
25 Lepanto Street, Dundee Beach Total	69.85
105 Rocklands Drive, Tiwi Total	2,643,154.07
3 Gurd Street, Farrar Total	1,373.50
7A 3 Gurd, Farrar Total	2,072.77
3 Gurd Street, Farrar (AH) Total	6,705.90
Ten7 3 Gurd Street, Farrar Total	1,027.41
3 Gurd Street, Farrar (AH) Total	4,023.54
Ten3 3 Gurd Street, Farrar Total	3,475.09
Ten4 3 Gurd Street, Farrar Total	2,294.03
Ten5 3 Gurd Street, Farrar Total	2,144.79
Ten6 3 Gurd Street, Farrar Total	1,371.03
Ten7 3 Gurd Street, Farrar Total	2,274.02
P-Lght 3 Gurd, Farrar Total	881.24
P-L-Db-L 3 Gurd, Farrar Total	767.51
Ten1 3 Gurd Street, Farrar Total	4,157.49
Community Care, 3 Gurd, Farrar Total	25,770.23
Gove Hangar Total	2,184.02
Ext 1-5 First Street, Katherine Total	63,609.69
Ext 2-5 First Street, Katherine Total	13,562.73
6 College Road, Berrimah Total	9.44
2-6 O Sullivan Street, East Arm Total	4,768.03
1-6 O Sullivan Street, East Arm Total	22,990.01
12 Ross Smith Avenue, Parap Total	14,742.25
S2-2 Chung Wah, Palmerston Total	6,906.45
Hs2 Ayawarra, Alyangula Total	671.28
14 Mulholland, Borroloola Total	4,978.13
36 Todd Street, Alice Springs Total	1,940.20
175 Bees Creek Road, Bees Creek Total	8,120.28
5 Lancaster Road, Darwin Total	40,494.98
1-545 Angurugu Street, Angurugu Total	675.41
FR3030 Arnhem, Alyangula Total	1,238.15
Bk3030 Arnhem, Alyangula Total	621.96
A-3037 Poinciana, Alyangula Total	571.81
3009 Carpentaria, Alyangula Total	896.88
B-85 Milyakburra, Milyakburra Total	164.27
A-85 Milyakburra, Milyakburra Total	288.79
FI5-3022 Ayawarra, Alyangula Total	1,903.55
87 Chesterfield Circuit, Nhulunbuy Total	395.31
4-46 Anyula, Borroloola Total	1,643.94
2-172 Milikapiti Street, Milikapiti Total	580.04
A-360 Milikapiti, Milikapiti Total	347.94
198 Pirlangimpi Street, Pirlangimpi Total	1,394.71
3-855 Puti Drive, Nguiu Total	618.49
698 Puti Drive, Nguiu Total	1,025.15
2-855 Puti Drive, Nguiu Total	541.55
2-701 Puti Drive, Nguiu Total	1,107.35
2-742 Nguiu Street, Nguiu Total	341.08

Location	Amount
3-742 Nguiu, Nguiu Total	502.79
B-741 Nguiu, Nguiu Total	632.36
3-743 Nguiu, Nguiu Total	803.10
H70 97 Nauiyu, Nambiyu Total	1,319.93
1-115 Nauiyu, Nambiyu Total	916.04
A-76 Nauiyu, Nambiyu Total	347.67
Nauiyu Health Centre Total	250.00
33 Nganmarriyanga, Nganmariyanga Total	499.72
B 2-38 Nganmarriya, Nganmariyanga Total	477.02
U3 Nganmarriyanga, Nganmariyanga Total	491.54
U4 Nganmarriyanga, Nganmariyanga Total	328.09
38 Nganmarriyanga, Nganmariyanga Total	440.31
B38 Nganmarriyan, Nganmariyanga Total	731.91
77 Nganmarriyanga, Nganmariyanga Total	2,620.30
1-74 Nganmarriyaranga, Nganmariyanga Total	215.60
601 Nguluyguy, Wadeye Total	404.95
1-514 Wadeye Street, Wadeye Total	1,233.48
517 Wadeye Street, Wadeye Total	498.31
A-504 Cemetery, Wadeye Total	468.25
1A-505 Cemetery, Wadeye Total	560.51
2-514 Wadeye Street, Wadeye Total	922.70
2-558 Wadeye Street, Wadeye Total	294.54
528 Wadeye Street, Wadeye Total	1,662.21
1-566 Wadeye Street, Wadeye Total	459.55
490 Perdjert, Wadeye Total	16,912.77
627 Wadeye Road, Wadeye Total	340.93
797 Perdjert, Wadeye Total	893.43
629 Perdjert Street, Wadeye Total	535.93
634 Wadeye Road, Wadeye Total	289.80
2-566 Wadeye Street, Wadeye Total	293.48
B-633 Wadeye Road, Wadeye Total	536.78
B-631 Wadeye Road, Wadeye Total	367.03
632 Wadeye Street, Wadeye Total	324.59
630 Wadeye Road, Wadeye Total	400.65
1-558 Wadeye Street, Wadeye Total	365.71
628 Wadeye Street, Wadeye Total	818.05
629 Perdjert Street, Wadeye Total	133.15
Grand Total	5,840,928.95

NT Health recorded the amount of **\$162,391.62** as recoveries of electricity for properties leased to the other organisation detailed below:

Customer Name	Amount
Bevco NT Pty Ltd	12,133.87
Carruthers NT Pty Ltd &	35,875.15
Flinders University of SA	9,851.22
Gudang Dalba Hostel	4,295.62
Indara Corporation Pty Ltd	2,655.49
Menzies School of Health	81,781.66
Mission Australia	7,517.58

Northpharm Pty Ltd	2,019.51
Telstra Corporation Ltd	3,416.11
Vodafone Network Pty Limited	2,845.41
Total	162,391.62

34 What is the total annual leased space of each Government building used by each Agency/authority and at what cost for the period 24 August 2024 to 9 December 2024?

35 How much Government owned or leased premises or office space is currently under-utilised (at less than 100 per cent occupied) or vacant?

A whole-of-government response to questions 34 and 35 will be provided by the Department of Corporate and Digital Development.

FEES AND CHARGES

36 Please detail the statutory or legislative fees and charges levied by your Agency/authority, the revenue raised in the 2024/25 financial year and whether any of these fees and charges were increased following the 2024 election.

Fees and Charges	NT/Commonwealth Legislation	Revenue to 31 March 2024	Increased after the 2024 election
Medicare benefits from primary care referred and private patients	<i>Health Insurance Act (Cth)</i>	\$0.09 million	No increases
Public hospital services to Medicare ineligible and compensable patients	<i>Medical Services Act (NT)</i>	\$11.40 million	No increases
Inpatient medical treatment and medical evacuations provided to eligible road users injured in an accident	<i>Motor Accidents Compensation Act (NT)</i>	\$3.33 million	No increases
Nursing home type patients, same day procedures and overnight accommodation for patients who elect to use their private health insurance	<i>Health Insurance Act (Cth)</i>	\$0.96 million	No increases
Treatment of eligible persons in Territory public hospitals	<i>Veterans Entitlement Act, Military Rehabilitation and Compensation Act</i>	\$3.80 million	No increases

	<i>(Cth) Safety Rehabilitation and Compensation Act and the Australian Participants in British Nuclear Test (Treatment) Act.</i>		
Public health licence fees	<i>Public Health Act and NT Food Act (NT)</i>	\$0.26 million	No changes to the revenue unit. Applied indexation increase revenue unit from \$1.35 to \$1.41
Radiation application and licence fees	<i>Radiation Protection Act (NT)</i>	\$30,033	No changes to the revenue unit. Applied indexation increase revenue unit from \$1.35 to \$1.41
Medicine and poisons control licences	<i>Medicines, Poisons and the Therapeutic Foods Act (NT)</i>	\$15,405	No changes to the revenue unit. Applied indexation increase revenue unit from \$1.35 to \$1.41
TOTAL		\$19.87 million	

INTERNAL AUDITS

37 How many internal audits and financial investigations were conducted in the period 24 August 2024 to 9 December 2024?

There were 4 internal audits and nil financial investigations conducted during the period.

38 What were the terms of reference or focus for each investigation?

Internal audit/investigation	Terms of Reference or focus
Recruitment of locums	Procurement and delegations
Occupational violence in an Emergency Department	Mitigation of specific risks to staff
Travel	Compliance with travel rules
Medical service contract review	Future improvements in contract structure

39 Please provide details of any fraud, anomalies, breaches of financial legislation or Northern Territory Government policy and procedures exposed by the audits and financial investigations.

Breaches of delegation rules, travel acquittal rule breaches, expenditure over approved amounts, failure to pre-approve expenditure.

40 How many agencies have been referred to existing bodies, e.g. Auditor-General/Independent Commission Against Corruption (ICAC), and how?

Agencies would not be privy to details of referrals made to Independent Statutory Officers.

41 How many have been resolved? Please detail the agency referred to, the date of referral and the date resolved, including those with multiple referrals.

Agencies would not be privy to details of referrals made to Independent Statutory Officers.

BOARDS / ADVISORY BODIES

42 Please detail all boards and advisory bodies in your Agency in 2024/25, also providing the following information:

- a) The Terms of Reference, if changed since the election.
- b) The current members and when they were appointed

Approved Procedures and Quality Assurance Committee

- a) There have been no changes to the Terms of Reference since the election.
- b) The current members and when they were appointed:

Name	Surname	Position	Date First Appointed
David	Mitchell	Chairperson	25/11/2022
Adele	Northwood	Member	25/11/2022
Christine	Kuhl	Member	21/03/2022
Dianne	McKee	Member	25/11/2022
Edwina	Ahmat	Member	10/11/2023
Khami	Aughterson	Member	10/11/2023
Lachlan	Rowe	Member	25/03/2022
Lyn	Walsh	Member	25/11/2022
Mary	Frost	Member	25/11/2022
Michelle	McColm	Member	25/11/2022
Robert	Parker	Member	25/11/2022
Robyn	Westerman	Member	25/11/2022
Sherrilee	Portlock	Member	25/11/2022
Susan	Burns	Member	25/11/2022

Community Visitor Program

- a) There have been no changes to the Terms of Reference since the election.
b) The current members and when they were appointed:

Name	Surname	Position	Date First Appointed
Community Visitor Program			
Jeswynn Rohan	Yogaratnam	Chairperson	20/09/2023
Alexandra Mary	Craig	Member	07/12/2022
Biji Ajith	Kumar	Member	06/05/2023
Bruce Martin	Owens	Member	26/10/2022
Cassandra	Griffiths	Member	20/08/2018
Claudia Lillian	Manu-Preston	Member	12/04/2013
Clement (Chun Wai)	Ng	Member	07/12/2022
Deirdre Christine	Martin	Member	06/05/2023
Elizabeth Jane	Gilliam	Member	06/05/2023
Elyse Maree	Williams	Member	26/10/2022
Georgia Kate	Hagias	Member	20/01/2022
Hiltrud	Kivelitz	Member	29/07/2020
James	Holland	Member	24/08/2017
Josie Louise	Short	Member	16/05/2024
Kim Maree	McRae	Member	05/12/2019
Lauren Anne	Macaulay	Member	07/05/2015
Margaret	Furber	Member	20/08/2018
Nicole Lauren	McAloon	Member	16/05/2024
Nicole Louise	O'Connor	Member	16/01/2020
Ryan Peter	Wakeling	Member	31/07/2024
Samantha Jane	Bowden	Member	05/12/2016
Sarah Ruth	Giles	Member	01/03/2004
Sophie	Staughton	Member	27/05/2015
Steven James	Wheelhouse	Member	31/07/2024
Susan Eileen McKenna	Burns	Member	26/10/2022
Toni-Lynne	Amiet	Member	03/12/2024
Traci Lee	Keys	Member	12/04/2013
Wendy Joy	Morton	Member	06/05/2023
Community Visitor Program – Alice Springs Hospital			
Elyse Maree	Williams	Member	26/10/2022
Community Visitor Program – Royal Darwin Hospital			
Sarah Ruth	Giles	Chairperson	01/03/2004
Georgia	Hagias	Member	20/01/2022
Community Visitor Program – Secure Care Facility (Alice Springs)			
Kim	McRae	Chairperson	27/10/2019
Sarah Ruth	Giles	Member	01/03/2004

Health Advisory Committee

- a) There have been no changes to the Terms of Reference since the election.
b) The current members and when they were appointed:

Name	Surname	Position	Date First Appointed
Darrin	Whatley	Member	8/07/2022
Fiona	Djerrkura	Member	8/07/2022

Megan	Pickering	Member	03/11/2022
Phillip	Walcott	Member	8/07/2022
Sivaram	Vemuri	Member	8/07/2022

NT Behaviour Support Pan Review Panel

- There have been no changes to the Terms of Reference since the election.
- The current members and when they were appointed:

Name	Surname	Position	Date First Appointed
Geoffrey John	Stirk	Chairperson	06/02/2023
David James	Bosanko	Member	06/02/2023
Leeann Tracy	Ramsamy	Member	06/02/2023

Pharmacy Premises Committee

- There have been no changes to the Terms of Reference since the election.
- The current members and when they were appointed:

Name	Surname	Position	Date First Appointed
Monica	Baumgartner	Member	20/06/2022
Sin Hui	Ng	Member	20/06/2022
Stephanie	Giles	Chairperson	20/06/2022

Scheduled Substances Clinical Advisory Committee

- There have been no changes to the Terms of Reference since the election.
- The current members and when they were appointed:

Name	Surname	Position	Date First Appointed
Samuel	Keitaanpaa	Chairperson	01/05/2018
Colleen	Niland	Member	03/10/2022
Daniel	Wilson	Member	03/10/2022
David	Chapman	Member	01/02/2016
Gavin	Chin	Member	01/05/2014
Hazel	Hoult	Member	03/10/2022
Kim	Rawsthorne	Member	03/10/2022
Maria	Giacon	Member	01/05/2018
Meredith	Earley	Member	03/10/2022
Raghavendra	Parige	Member	03/10/2022
Susan	Johnston	Member	01/05/2018
Thomas	Eason	Member	03/10/2022
Eswaran	Waran	Member	20/02/2022
Gagan	Garg	Member	20/02/2022
Patrick	McSharry	Member	20/02/2022
Kylie	Straube	Member	20/02/2022

43 The number of times the Board met during the period 24 August 2024 to 9 December 2024.

Committee	No of Meetings 24 August - 9 December 2024
Approved Procedures and Quality Assurance Committee	2
Community Visitor Program	15
Community Visitor Panel – Alice Springs Hospital	0
Community Visitor Panel – Royal Darwin Hospital	3
Community Visitor Panel – Secure Care Facility (Alice Springs)	0
Health Advisory Committee	1
NT Behaviour Support Plan Review Panel	0
Pharmacy Premises Committee	1
Scheduled Substances Clinical Advisory Committee	None – all matters handled out of session

REVIEWS AND INQUIRIES

44 Details of all reviews and inquiries completed or commenced since 24 August 2024, also providing the following information:

- a) The Terms of Reference
- b) The criteria for selection of all panel members
- c) The composition, qualifications and state or Territory of residence of the persons undertaking the review/inquiry
- d) The cost of the review/inquiry
- e) How the information was/is accumulated to contribute to the review/inquiry
- f) If completed, when, the outcome and whether the report has been tabled in the Legislative Assembly
- g) If not completed when this is expected

NT Infant, Child and Adolescent Mental Health System Roadmap to Reform

In 2024, NT Health committed to leading a whole-of-system reform process to establish a roadmap to reform for infants, children, young people, and their families across the NT.

NT Health will be leading the development of a Roadmap to Reform for the NT Infant, Child and Adolescent (ICA) Mental Health System to guide a whole-of-system approach to ensure the voices of key stakeholders are heard, establishing a shared vision and clear steps for action. Further, it serves as a timely opportunity to realise recommendations made from existing reviews and leverage lessons learned from other jurisdictions.

In line with a national reform agenda, the NT ICA Mental Health System has demonstrated a clear focus on coordinating services to meet the mental health

needs of children, their families, carers, and kin. In particular, ensuring equitable access to care and better supporting the workforce remain critical priorities for reform. In response to these challenges, a range of system-wide reviews and reform initiatives have been undertaken to identify improvements across community and hospital-based services, balancing Territory-wide aspirations with local needs. This includes, but is not limited to: the 2020 Child and Adolescent Mental Health Clinical Services Review undertaken by EY; the 2021 'Better Together' Review; recent work undertaken across Central Australia Mental Health Service (CAMHS) to address waitlists; establishment of a 'Territory Wide Child and Youth Mental Health Clinical Design Reference Group'; and addressing recommendations to progress a Territory-wide service for CAMHS and Forensic services; and efforts to address Coronial inquest findings.

a) Terms of Reference

No Terms of Reference at present – this will be developed during the process.

b) The criteria for selection of all panel members

Criteria for selection of the successful panel service provider (AGC21-0265 – Provision of Professional Advisory Services – Child and Adolescent Mental Health Roadmap to Reform) – (purchase of an existing panel contract) included:

- Capacity and timeliness
- Scope specific (previous similar work and resume of the consultants)
- Price

c) The composition, qualifications and state or territory of residence of the persons undertaking the review/inquiry

NT Health intends to invite one panel contractor for the development of a mental health services roadmap and model of care in the NT as this project will require highly specialised knowledge and expertise to produce the quality outputs NT Health wishes to procure.

Key reasons why NT Health is seeking Nous Group:

- Nous Group has assisted the Western Australian (WA) Government Department of Health for over 3 years with significant mental health service reforms. Since 2021, Nous WA consultants have been contracted for the review and development of WA Health infant, child, and youth tertiary mental health services. They are delivering high-quality outputs, involving numerous proposed models of care which indicates the highly specialised knowledge and expertise of the Nous WA team across this subject area.
- NT Health will benefit from securing the expertise and recent experience of the Nous Group team to undertake a similar complex consultancy, assisting with service redesign with proposed models of care to support greater integration and accessibility in urban, remote, and very remote communities across the Territory.
- Major deliverables for the consultancy include a roadmap report to child and adolescent mental health service reform, and a proposed model of care developed in consultation with partner stakeholders, children, youth, their families, and communities most in need. Nous WA have multiple recent examples of similar work produced for WA Department of Health that clearly demonstrate ability to provide expected deliverables.

- Nous Group have numerous staff with academic and professional experience and expertise in public policy, mental health service design and provision.

d) The cost of the review/inquiry

The procured service is at a cost of \$82,500 inclusive of GST.

e) How the information was/is accumulated to contribute to the review/inquiry

A range of previous reviews, coronial recommendations, research on best practice. Consultation with a broad range of stakeholders from youth lived experience groups, out-of-home care lived experience groups, education sector, peak bodies, paediatric services, child protection and youth justice services, youth support services, trauma services, Aboriginal Controlled Health service sector, NGO sector (mental health, youth, family, health).

f) If completed, when, the outcome and whether the report has been tabled in the Legislative Assembly

Yet to be completed.

g) If not completed when this is expected – the scope of the contract:

- Project plan and workshop development: Week 1
- Estimated timeline reflecting key project milestones: Week 1
- Stakeholder meetings/consultations: Weekly (as required)
- Draft report of the roadmap of care for infant, child and adolescent mental health and alcohol and other drugs: Week 12
- Final roadmap report to an NT model of care for infant, child and adolescent mental health and alcohol and other drugs: Week 14

WORKPLACE HEALTH AND SAFETY

45 Please provide the number, nature and cost of reportable safety issues for the period 24 August 2024 to 9 December 2024.

NT Health had 8 reportable incidents between 24 August to 9 December 2024, the nature of which included psychosocial, dangerous occurrence, electric shock and Injury-related incidents.

Specific cost data for each incident is not provided in the data available and would be too administratively onerous to compile.

46 Please detail the number of stress-related matters and claims for the period 24 August 2024 to 9 December 2024.

For the period 24 August to 9 December 2024, the number of stress-related matters were 114.

For the period 24 August to 9 December 2024, Gallagher Bassett reported that 7 workers compensation claims were submitted with 2 claims denied/disputed and 2 claims pending.

REGIONAL OFFICES

47 Please detail expenditure on staff located in regional offices across the Territory. Include the number of staff, their functions and outcomes achieved since 24 August 2024. What are the locations for which they are responsible?

Location	Paid Staff
Barkly	181
Big Rivers	339
Central Australia	1921
East Arnhem	261
Greater Darwin	5573
Top End	140
Not in the NT	1
Total	8416

A fulsome response has not been provided to this question as to do so would be too administratively onerous. A partial response is therefore provided below.

At 30 November 2024, NT Health had 8,416 staff (FTE inclusive of Mental Health Services staff) who operate across all regions to provide the full spectrum of essential, quality health services, from health promotion to prevention, treatment, rehabilitation, and palliative care across the life course.

We strive to provide accessible care for all Territorians that is culturally appropriate, evidence-based and as close to home as possible.

NT Health has 7 corporate offices, 6 hospitals and 68 health clinics in urban, rural and remote communities and homelands across the Territory. Our dedicated primary and public health teams work to provide outreach services to community centres, remote healthcare clinics and schools.